

# Memorandum

**TO:** HONORABLE MAYOR AND  
CITY COUNCIL

**FROM:** Scott P. Johnson

**SUBJECT:** November 2007 INVESTMENT  
REPORT

**DATE:** January 3, 2007

Approved

*Christine F. Shippey*

Date

*1/4/08*

## INFORMATION

As required by the City's Investment Policy, this monthly report is an abbreviated version of the quarterly reports and summarizes the investment activity for the month ending November 30, 2007. The information presented below highlights the investment activity for November 2007 as well as provides a comparison to the months of October 2007 and November 2006.

### INVESTMENT SUMMARY

| <b>For the Month Ended</b>                      | <b><u>November 2007</u></b> | <b><u>October 2007</u></b> | <b><u>November 2006</u></b> |
|---|-----------------------------|----------------------------|-----------------------------|
| <b><u>Total Portfolio</u></b>                   |                             |                            |                             |
| Portfolio Value <sup>(1)(2)</sup>               | \$1,195,174,249.19          | \$1,037,595,308.38         | \$1,106,128,623.78          |
| Earned Interest Yield                           | 4.813%                      | 4.671%                     | 4.404%                      |
| Dollar-weighted average days to maturity        | 455                         | 567                        | 338                         |
| <b><u>Portfolio Fund 1</u></b>                  |                             |                            |                             |
| Portfolio Value <sup>(1)(2)</sup>               | \$1,015,074,773.66          | \$1,002,127,478.13         | \$1,038,927,609.66          |
| Earned Interest Yield                           | 4.800%                      | 4.670%                     | 4.368%                      |
| Dollar-weighted average days to maturity        | 534                         | 584                        | 356                         |
| <b><u>Total Portfolio Income Recognized</u></b> |                             |                            |                             |
| For the month                                   | \$4,517,893.68              | \$4,247,600.62             | \$4,026,519.91              |
| Fiscal year to date                             | \$22,506,091.59             | \$17,988,197.91            | \$20,262,811.68             |

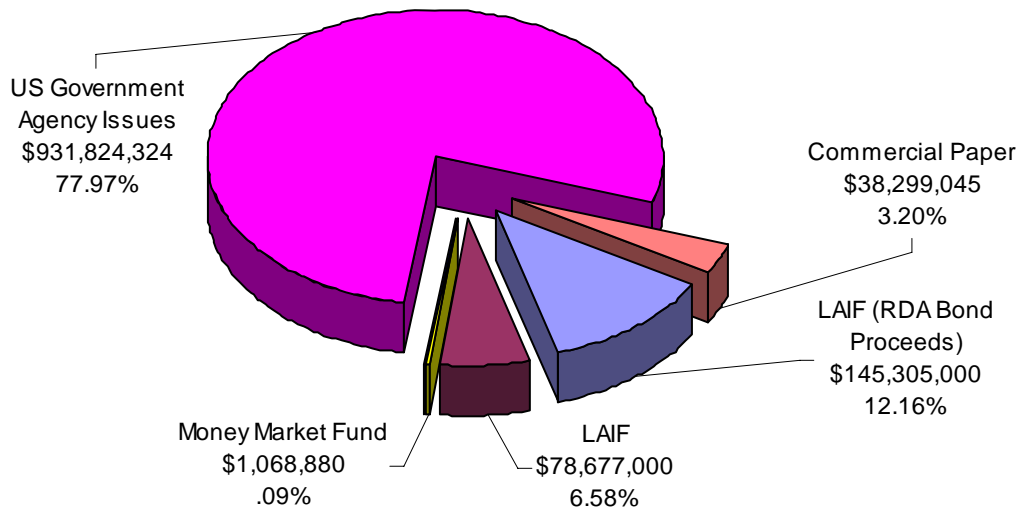
<sup>1</sup>Reflects book value (principal plus any purchased interest costs) of investments.

<sup>2</sup>Total excludes \$1,237,172,574.36 in bond proceeds held by trustees for the City of San José (\$1,220,870,470.36) and the Redevelopment Agency (\$16,302,104.00).

**PORTFOLIO STATISTICS**

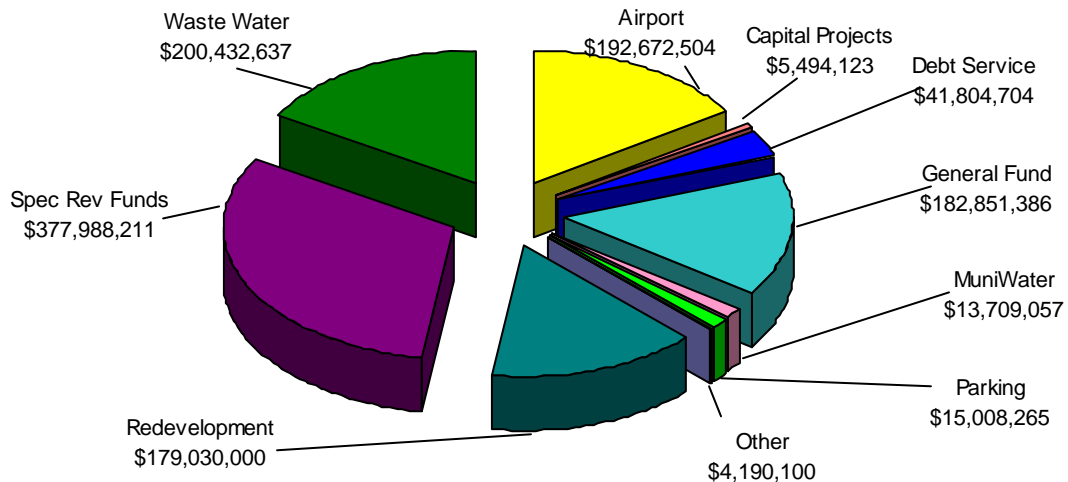
The graphs below provide snapshots of the City’s total investment portfolio as of November 30, 2007. The total portfolio size was \$1,195,174,249. The first graph shows the portfolio composition by investment type and the second two graphs show the portfolio’s cash balances by fund type.

**Portfolio Composition**



The graph below reflects the reconciliation of total balances reported by the investment program’s investment accounting system compared to the City’s Financial Management System (FMS).

**Cash Balances by Fund Type**

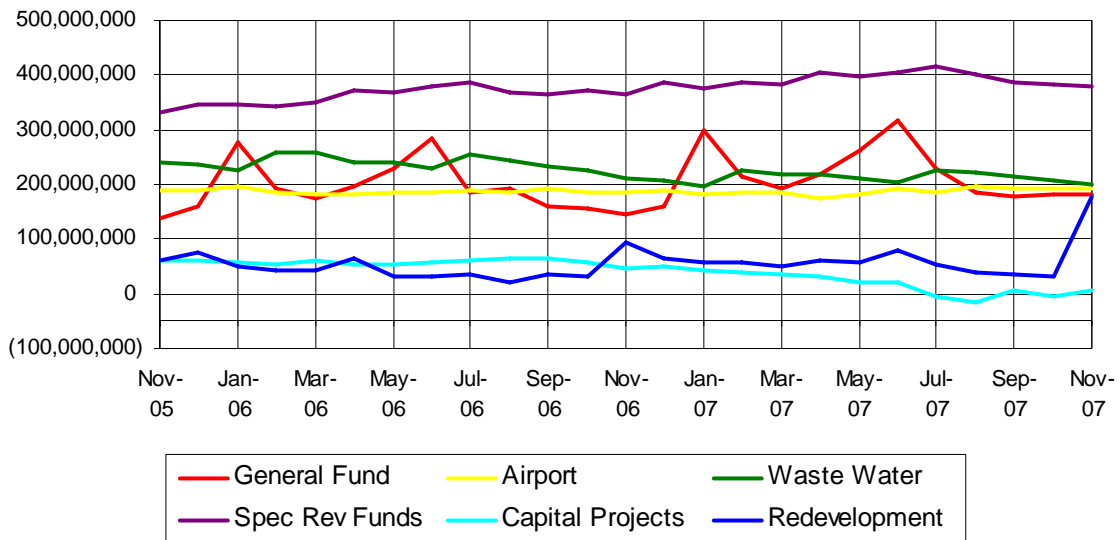


|  |                     |
|--|---------------------|
| Total Portfolio                          | \$1,195,174,249     |
| Deposit-in-Transit, Outstanding Checks * | <u>\$18,006,738</u> |
| Cash Balance Total                       | \$1,213,180,987     |

\*Reflects timing differences between when deposits are made and accounting for proceeds in FMS or when checks are written and not yet cashed by the receiving party.

The graph below compares the monthly total balances of selected City funds as reported by FMS.

**Monthly Comparison of Balances by Fund Type**



**Negative Cash Balances**

The Capital Projects fund balance rose above zero this month due to the timing of reimbursements from various bond funds held by trustees. A time lag exists between payments made through the investment pool, and receipt of funds for the related reimbursement for these capital costs from trustees, which has resulted in negative balances. Finance has been working with departments to shorten the time lag between capital project expenditures processed through the pooled investment portfolio by capital project managers and reimbursement requests.

**INVESTMENT STRATEGY**

Bond prices continued to rally through November resulting in lowered yields across the board. The Federal Open Market Committee lowered the federal funds rate 25 basis points in October to 4.5%. New investments during the month of November in the City’s portfolio have been limited to short-term overnight type instruments with yields matching the 10-year treasury rates as the City continued to use investment maturities for cashflow. The Fed took additional action on December 11<sup>th</sup>, lowering the federal funds rate by another quarter-point to 4.25%. With most economists predicting further Fed easing through the spring and a continuing general downward

trend in interest rates, the City's strategy will continue to include a matching of maturities to cashflow and a laddered portfolio approach while looking for value in these areas and keeping within the guidelines of the City's investment policy.

**PORTFOLIO PERFORMANCE**

**Comparison of Portfolio Investment Earnings to FY 2007-08 Budget**

Below is a comparison of actual investment earnings on an accrual basis to the fiscal year 2007-08 budget. Monthly budgeted earnings apportionments for the City funds are based upon historical cash balance averages and an assumed average interest rate yield of 4.40% for the fiscal year. As reported in the Notes to the General Purpose Financial Statements in the City's Comprehensive Annual Financial Report (CAFR), annual budgets for investment earnings are not prepared by fund (for example, Nonexpendable Trust Funds, Repair and Demolition Fund, etc). Rather, the City's budgets for the General Fund, Special Funds and Capital Improvement Programs reflect annualized investment income earnings of \$27.3 million for the current fiscal year. The following schedule reflects the net investment earnings of only the budgeted City funds participating in investment portfolio fund 1.

The Redevelopment Agency projects annualized investment income earnings of \$3.55 million for Fiscal Year 2007-08. This represents only the interest earned on the Agency's funds participating in the City's investment program and is exclusive of interest earned on funds held in escrow or by fiscal agents and on developers' loans<sup>1</sup>. The amounts shown for the Redevelopment Agency's monthly and fiscal year-to-date budgeted investment earnings are based on the Agency's annual budget for its participation in the City's investment program, apportioned on a pro-rata basis for the month and year-to-date, respectively.

| <b>BUDGET COMPARISON</b>              |                     |                            |                                |                             |
|---------------------------------------|---------------------|----------------------------|--------------------------------|-----------------------------|
| <b><u>Net Investment Earnings</u></b> | <b><u>Yield</u></b> | <b><u>General Fund</u></b> | <b><u>Other City Funds</u></b> | <b><u>Redev. Agency</u></b> |
| <b><i>November 2007</i></b>           |                     |                            |                                |                             |
| Budget                                | 4.40%               | 696,355                    | 1,442,795                      | 127,000                     |
| Actual <sup>(1)</sup>                 | <u>3.85%</u>        | <u>746,087</u>             | <u>1,507,551</u>               | <u>909,248</u>              |
| Variance                              | (0.55%)             | 49,732                     | 64,756                         | 782,248                     |
| <b><i>Fiscal Year to Date</i></b>     |                     |                            |                                |                             |
| Budget                                | 4.40%               | 3,731,384                  | 7,431,315                      | 583,000                     |
| Actual <sup>(1)</sup>                 | <u>4.09%</u>        | <u>4,373,031</u>           | <u>8,130,446</u>               | <u>1,951,609</u>            |
| Variance                              | (0.31%)             | 641,647                    | 699,132                        | 1,368,609                   |

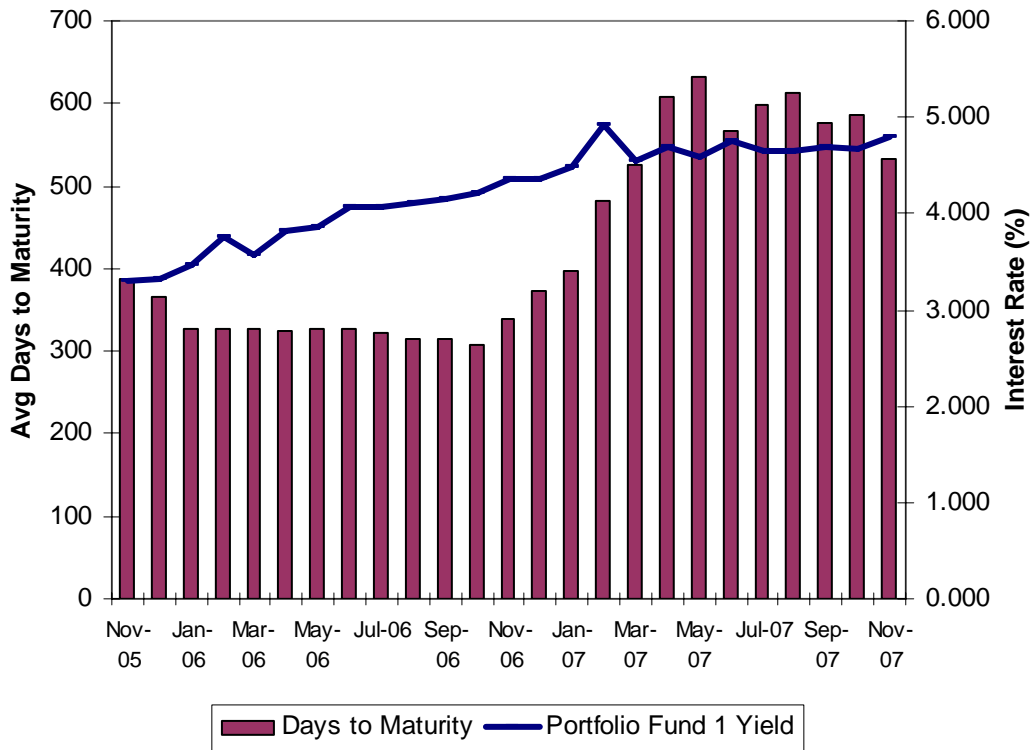
(1) Note: Reflects net investment yield which is calculated based on the earned interest yield less costs to administer the investment program and adjustment for funds with negative cash balances at month end.

<sup>1</sup> For the Agency's total budgeted investment income earnings for Fiscal Year 2007-08, please refer to its Adopted Budget at [http://www.sjredevelopment.org/Finance/AdoptedFY07-08CapitalBudgetFY08-12CIP\\_web.pdf](http://www.sjredevelopment.org/Finance/AdoptedFY07-08CapitalBudgetFY08-12CIP_web.pdf)

**Yield and Maturity Trend**

The following graph provides the historical monthly dollar-weighted average days to maturity of the portfolio for each month for the past two years (bar graph) along with the yield trend in Portfolio 1 (line graph).

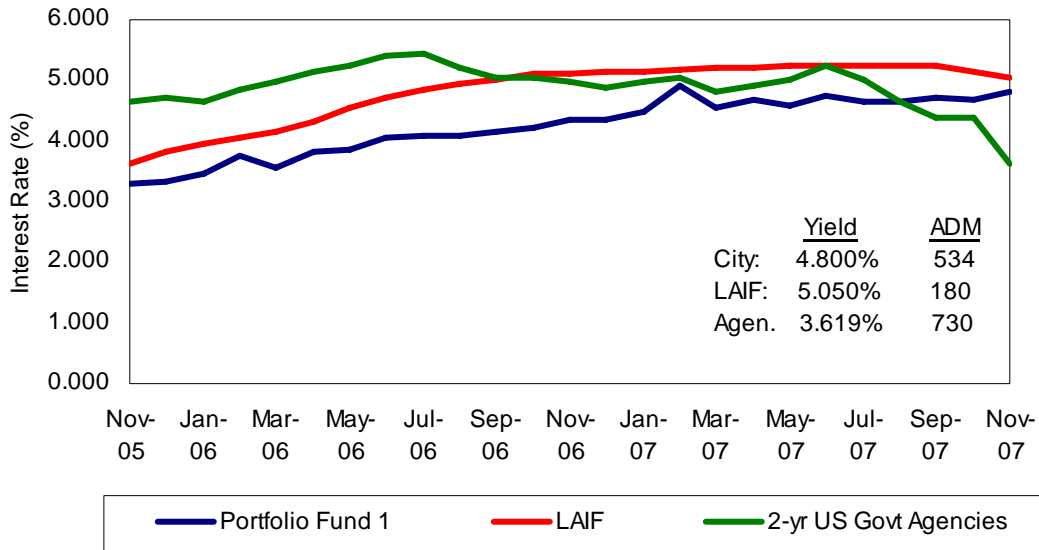
**Yield and Maturity Trends**



**Benchmark Comparison**

The following graph compares the earned interest yield of the City’s Portfolio Fund 1 with the monthly average yields for the same period of the State of California Local Agency Investment Fund (LAIF) and of the two-year U.S. Government Agency securities from November 2005 through November 2007. The City’s Total Portfolio is not used for benchmarking comparisons since it includes various funds, which are required to be invested apart from the pool and have their own separate cash flow needs.

### Benchmark Comparisons



The two-year US Government Agency securities are the closest suitable benchmark for the City’s portfolio Fund 1 since the weighted average maturity for the portfolio is 534 days. The two-year agencies yield remained below the City’s portfolio yield this month due to continued mixed economic data.


The Portfolio Fund 1 performance trails the performance of LAIF given that LAIF’s average days to maturity is 180 days. With the continuation of the market’s inverted yield curve, LAIF is in a position to take advantage of the higher short-term rates but conversely will react more quickly as interest rates fall or as the yield curve readjusts to its “normal” upward sloping curve. The City’s longer days to maturity results in the City taking a longer period of time to realize the benefits of higher short-term rates. Over time, a laddered portfolio will outperform a non-laddered portfolio where managers try to capture short-term interest rate hikes.

Attached to this report are the following reports, providing more detailed information on the portfolio statistics as of November 30, 2007:

- Investment Inventory with Market Value, showing classifications of investments by issuer, maturity date, par amount and dollar amount invested.
- Purchase activity with each investment broker during the month of November.
- Earnings associated with investment held during the month of November.

**COMPLIANCE REPORTING REQUIREMENTS**

There were no exceptions or violations outstanding for the month ended November 30, 2007. The investment portfolio meets the requirements of the City's Investment Policy and the California Government Code section 53601.



SCOTT P. JOHNSON  
Director, Finance

Attachments

CITY OF SAN JOSE  
TREASURY DIVISION  
INVESTMENT INVENTORY WITH MARKET VALUE

(RPTMKT)

RUN: 01/02/08 14:23:21

INVESTMENTS OUTSTANDING AS OF 11/30/07  
MAJOR SORT KEY IS FUND

| INVEST NUMBER | DESCRIPTION PURCHASE MATURITY DATE | CUSIP     | BANK BROK | FUND SAFE | CPN YTM | RATE TR | PAR/SHARES BOOK | MARKET VALUE MARKET PRICE | CURR ACCR INT PRICE SOURCE | UNREALIZED GAIN UNREALIZED LOSS |             |
|---------------|------------------------------------|-----------|-----------|-----------|---------|---------|-----------------|---------------------------|----------------------------|---------------------------------|-------------|
| A 33819       | FHLB-CALL-WF<br>03/18/04 12/18/07  | 3133X4EJ6 | 1365      | 451       | 100     | 3.3000  | 5,000,000.00    | 4,998,437.50              | 33,458.33                  | SUNGARD                         | -1,562.50   |
| A 34832       | FHLB-GILFD<br>06/06/06 12/24/07    | 3133X4Q38 | 1365      | 186       | 100     | 3.1000  | 1,000,000.00    | 999,375.00                | 13,519.44                  | SUNGARD                         | 31,895.00   |
| A 33841       | FHLB-WF<br>03/29/04 12/28/07       | 3133X5BH0 | 1365      | 451       | 100     | 2.7500  | 2,000,000.00    | 1,997,500.00              | 23,375.00                  | SUNGARD                         | -2,500.00   |
| A 33854       | FHLB-CALL-WF<br>03/29/04 12/28/07  | 3133X5M21 | 1365      | 451       | 100     | 3.0000  | 5,000,000.00    | 4,995,312.50              | 26,250.00                  | SUNGARD                         | -4,687.50   |
| A 34127       | FHLB-CALL-JPM<br>01/14/05 01/14/08 | 3133XACC9 | 1365      | 325       | 100     | 4.0000  | 5,000,000.00    | 4,996,875.00              | 76,111.11                  | SUNGARD                         | -3,125.00   |
| A 34180       | FHLB-CALL-JPM<br>02/02/05 01/28/08 | 3133XAGT8 | 1365      | 325       | 100     | 4.0000  | 5,000,000.00    | 4,996,875.00              | 68,333.33                  | SUNGARD                         | -675.00     |
| A 34884       | FHLB-UBC<br>07/28/06 02/01/08      | 3133XED97 | 1365      | 445       | 100     | 4.6250  | 3,450,000.00    | 3,451,078.13              | 53,187.50                  | SUNGARD                         | 37,027.13   |
| A 34840       | FHLB-GILFD<br>06/16/06 02/15/08    | 3133XAMT1 | 1365      | 186       | 100     | 3.8750  | 10,525,000.00   | 10,515,132.81             | 120,087.33                 | SUNGARD                         | 251,363.31  |
| A 34869       | FHLB-GILFD<br>07/06/06 02/15/08    | 3133XAMT1 | 1365      | 186       | 100     | 3.8750  | 2,785,000.00    | 2,782,389.06              | 31,776.08                  | SUNGARD                         | 70,105.41   |
| A 34907       | FHLB-CITIG<br>08/29/06 02/15/08    | 3133XAMT1 | 1365      | 132       | 100     | 5.5920  | 2,712,283.65    | 99.90625000000            | 57,048.61                  | SUNGARD                         | 92,662.50   |
| A 34866       | FHLB-WF<br>07/06/06 02/22/08       | 3133X3TK9 | 1365      | 451       | 100     | 3.2700  | 1,000,000.00    | 997,500.00                | 8,901.67                   | SUNGARD                         | 33,347.00   |
| A 34870       | FHLB-GILFD<br>07/06/06 03/10/08    | 3133XAT56 | 1365      | 186       | 100     | 4.0000  | 5,000,000.00    | 4,995,312.50              | 45,000.00                  | SUNGARD                         | 121,462.50  |
| A 34924       | FHLB-GILFD<br>09/13/06 03/10/08    | 3133XAT56 | 1365      | 186       | 100     | 5.5920  | 4,873,850.00    | 99.90625000000            | 45,000.00                  | SUNGARD                         | 76,612.50   |
| A 34928       | FHLB-CITIG<br>09/13/06 04/18/08    | 3133XBJN6 | 1365      | 132       | 100     | 4.4800  | 2,940,000.00    | 2,940,918.75              | 15,732.27                  | SUNGARD                         | 30,083.55   |
| A 34923       | FHLB-GILFD<br>09/13/06 04/28/08    | 3133XDHT1 | 1365      | 186       | 100     | 5.1320  | 2,910,835.20    | 100.03125000000           | 22,916.67                  | SUNGARD                         | 23,250.00   |
| A 34927       | FHLB-CITIG<br>09/13/06 05/02/08    | 3133XDPD7 | 1365      | 132       | 100     | 5.0000  | 5,000,000.00    | 5,012,500.00              | 7,076.00                   | SUNGARD                         | 11,826.38   |
| A 34837       | FHLB-LB<br>06/15/06 05/12/08       | 3133XBRV9 | 1365      | 260       | 100     | 4.3000  | 3,800,000.00    | 3,797,625.00              | 8,623.89                   | SUNGARD                         | 76,794.20   |
| A 33789       | FHLB-GILFD<br>01/22/04 05/15/08    | 31339X5V2 | 1365      | 186       | 100     | 5.4620  | 3,720,830.80    | 99.93750000000            | 5,833.33                   | SUNGARD                         | 56,488.65   |
| A 33790       | FHLB-WF<br>01/22/04 05/15/08       | 31339X5V2 | 1365      | 451       | 100     | 2.6250  | 5,000,000.00    | 4,959,375.00              | 1,166.67                   | SUNGARD                         | 11,536.00   |
| A 34926       | FHLB-GILFD<br>09/13/06 06/13/08    | 3133XC4D2 | 1365      | 186       | 100     | 3.1150  | 1,000,000.00    | 991,875.00                | 1,166.67                   | SUNGARD                         | 11,536.00   |
| A 34943       | FHLB-GILFD<br>10/04/06 06/13/08    | 3133XC4D2 | 1365      | 186       | 100     | 4.1000  | 5,000,000.00    | 4,989,062.50              | 95,666.67                  | SUNGARD                         | 72,262.50   |
| A 33549       | FHLB-CALL-WF<br>07/22/03 07/22/08  | 31339YD33 | 1365      | 451       | 100     | 5.1020  | 4,916,800.00    | 99.78125000000            | 94,710.00                  | SUNGARD                         | 54,759.38   |
| A 33564       | FHLB-CALL-WF<br>07/23/03 07/23/08  | 31339YFF4 | 1365      | 451       | 100     | 4.9220  | 4,884,412.50    | 99.78125000000            | 166,625.00                 | SUNGARD                         | -121,875.00 |
| A 33894       | FHLB-GILFD<br>05/10/04 08/15/08    | 3133X0LJ6 | 1365      | 186       | 100     | 3.1000  | 15,000,000.00   | 14,878,125.00             | 113,777.78                 | SUNGARD                         | -78,125.00  |
|               |                                    |           |           |           |         | 3.2000  | 10,000,000.00   | 9,921,875.00              |                            |                                 |             |
|               |                                    |           |           |           |         | 3.2000  | 10,000,000.00   | 99.21875000000            |                            |                                 |             |
|               |                                    |           |           |           |         | 3.7500  | 5,000,000.00    | 4,979,687.50              | 55,208.33                  | SUNGARD                         | 63,297.94   |
|               |                                    |           |           |           |         | 4.1810  | 4,916,389.56    | 99.59375000000            |                            |                                 |             |



CITY OF SAN JOSE  
 TREASURY DIVISION  
 INVESTMENT INVENTORY WITH MARKET VALUE

(RPTMKT)

INVESTMENTS OUTSTANDING AS OF 11/30/07  
 MAJOR SORT KEY IS FUND

| INVEST NUMBER | DESCRIPTION PURCHASE MATURITY DATE | CUSIP      | BANK BROK | FUND SAFE | CPN YTM | RATE TR | PAR/SHARES BOOK | MARKET VALUE MARKET PRICE | CURR ACCR PRICE | INT SOURCE | UNREALIZED GAIN UNREALIZED LOSS |
|---------------|------------------------------------|------------|-----------|-----------|---------|---------|-----------------|---------------------------|-----------------|------------|---------------------------------|
| A 35222       | FHLB-UBS 05/07/07 08/25/08         | 3133XJZA9  | 1365      | 441       | 100     | 5.0000  | 5,000,000.00    | 5,023,437.50              | 66,666.67       | SUNGARD    | 27,687.50                       |
| A 34925       | FHLB-CITIG 09/13/06 09/12/08       | 3133XCASA2 | 1365      | 132       | 100     | 4.2500  | 5,000,000.00    | 4,998,437.50              | 46,631.94       | SUNGARD    | 76,537.50                       |
| A 34942       | FHLB-BA 10/04/06 09/12/08          | 3133XEZP7  | 1365      | 40        | 100     | 5.0000  | 5,000,000.00    | 5,026,562.50              | 54,861.11       | SUNGARD    | 22,262.50                       |
| A 34980       | FHLB-GILFD 11/15/06 09/12/08       | 3133XHJG8  | 1365      | 186       | 100     | 4.9980  | 10,000,000.00   | 10,053,125.00             | 109,722.22      | SUNGARD    | 52,725.00                       |
| A 35003       | FHLB-UBC 11/27/06 09/12/08         | 3133XEFZ7  | 1365      | 445       | 100     | 4.6250  | 4,600,000.00    | 4,611,500.00              | 46,686.81       | SUNGARD    | 36,758.60                       |
| A 35009       | FHLB-GILFD 11/30/06 09/26/08       | 3133XCZS5  | 1365      | 186       | 100     | 4.2500  | 10,000,000.00   | 10,000,000.00             | 76,736.11       | SUNGARD    | 105,320.00                      |
| A 35219       | FHLB-GILFD 05/04/07 10/07/08       | 3133X8MX7  | 1365      | 186       | 100     | 3.8400  | 3,460,000.00    | 3,449,187.50              | 19,929.60       | SUNGARD    | 45,516.30                       |
| A 35002       | FHLB-GILFD 11/27/06 10/14/08       | 3133XDJG7  | 1365      | 186       | 100     | 4.5000  | 4,000,000.00    | 4,010,000.00              | 23,500.00       | SUNGARD    | 43,488.80                       |
| A 35223       | FHLB-GILFD 05/08/07 10/22/08       | 3133X1HL4  | 1365      | 186       | 100     | 3.6500  | 4,000,000.00    | 3,981,250.00              | 15,816.67       | SUNGARD    | 57,850.00                       |
| A 33801       | FHLB-CSFB 01/29/04 11/14/08        | 3133X2BZ7  | 1365      | 180       | 100     | 3.6250  | 5,200,000.00    | 5,178,875.00              | 8,377.78        | SUNGARD    | -36,309.00                      |
| A 35229       | FHLB-GILFD 05/09/07 11/14/08       | 3133X2BZ7  | 1365      | 186       | 100     | 3.6250  | 1,755,000.00    | 1,747,870.31              | 2,827.50        | SUNGARD    | 27,865.01                       |
| A 35234       | FHLB-GILFD 05/15/07 11/19/08       | 3133XKP82  | 1365      | 186       | 100     | 4.8750  | 5,000,000.00    | 5,035,937.50              | 8,125.00        | SUNGARD    | 49,587.50                       |
| A 33675       | FHLB-CALL-FTB 11/28/03 11/28/08    | 3133X2E92  | 1365      | 184       | 100     | 4.1000  | 5,000,000.00    | 5,000,000.00              | 1,708.33        | SUNGARD    | 0.00                            |
| A 35017       | FHLB-GILFD 12/05/06 12/12/08       | 3133XHTU6  | 1365      | 186       | 100     | 5.0000  | 5,000,000.00    | 5,046,875.00              | 117,361.11      | SUNGARD    | 21,480.00                       |
| A 33717       | FHLB-CALL-CITIG 12/16/03 12/16/08  | 3133X2R56  | 1365      | 132       | 100     | 4.0000  | 5,000,000.00    | 4,996,875.00              | 91,666.67       | SUNGARD    | -3,125.00                       |
| A 34207       | FHLB-WF 02/25/05 02/13/09          | 3133XAN52  | 1365      | 451       | 100     | 3.8750  | 5,000,000.00    | 4,995,312.50              | 57,048.61       | SUNGARD    | 31,762.50                       |
| A 33796       | FHLB-CALL-CITIG 02/27/04 02/27/09  | 3133X3S61  | 1365      | 132       | 100     | 4.0000  | 5,000,000.00    | 4,995,312.50              | 52,222.22       | SUNGARD    | -4,687.50                       |
| A 33987       | FHLB-CALL-MISCH 09/10/04 02/27/09  | 3133MYNV5  | 1365      | 320       | 100     | 4.0000  | 5,000,000.00    | 4,995,312.50              | 2,222.22        | SUNGARD    | 6,262.50                        |
| A 35039       | FHLB-GILFD 12/19/06 03/13/09       | 3133XEN96  | 1365      | 186       | 100     | 4.7500  | 10,000,000.00   | 10,103,125.00             | 102,916.67      | SUNGARD    | 131,975.00                      |
| A 33865       | FHLB-CALL-WF 04/30/04 04/30/09     | 3133X65L6  | 1365      | 451       | 100     | 4.1250  | 3,005,000.00    | 3,005,000.00              | 10,674.01       | SUNGARD    | 0.00                            |
| A 33866       | FHLB-CALL-WF 04/30/04 04/30/09     | 3133X6AW6  | 1365      | 451       | 100     | 4.1500  | 2,000,000.00    | 2,000,000.00              | 7,147.22        | SUNGARD    | 0.00                            |
| A 35061       | FHLB-LB 01/11/07 08/05/09          | 3133XGEQ3  | 1365      | 260       | 100     | 5.2500  | 5,000,000.00    | 5,121,875.00              | 84,583.33       | SUNGARD    | 88,025.00                       |
| A 35065       | FHLB-GILFD 01/12/07 08/05/09       | 3133XGEQ3  | 1365      | 186       | 100     | 5.0150  | 5,027,750.00    | 102,437,500.00            | 84,583.33       | SUNGARD    | 94,125.00                       |
| A 35073       | FHLB-GILFD 01/23/07 08/05/09       | 3133XGEQ3  | 1365      | 186       | 100     | 5.2500  | 5,000,000.00    | 5,121,875.00              | 84,583.33       | SUNGARD    | 96,125.00                       |

CITY OF SAN JOSE  
 TREASURY DIVISION  
 INVESTMENT INVENTORY WITH MARKET VALUE

(RPTMKT)

RUN: 01/02/08 14:23:21

INVESTMENTS OUTSTANDING AS OF 11/30/07  
 MAJOR SORT KEY IS FUND

| INVEST NUMBER | DESCRIPTION PURCHASE MATURITY DATE | CUSIP     | BANK BROK | FUND SAFE | CPN RATE YTM TR | PAR/SHARES BOOK | MARKET VALUE MARKET PRICE | CURR ACCR INT PRICE SOURCE | UNREALIZED GAIN UNREALIZED LOSS |
|---------------|------------------------------------|-----------|-----------|-----------|-----------------|-----------------|---------------------------|----------------------------|---------------------------------|
| A 35104       | FHLB-GILFD 02/07/07 08/05/09       | 3133XGEQ3 | 1365      | 186       | 1 5.2500        | 5,000,000.00    | 5,121,875.00              | 84,583.33                  | 95,420.00                       |
| A 35128       | FHLB-UBS 02/21/07 08/05/09         | 3133XGEQ3 | 1365      | 441       | 1 5.2500        | 5,000,000.00    | 5,121,875.00              | 84,583.33                  | 94,625.00                       |
| A 35260       | FHLB-LB 06/12/07 08/05/09          | 3133XGEQ3 | 1365      | 260       | 1 5.2500        | 5,000,000.00    | 5,121,875.00              | 84,583.33                  | 123,425.00                      |
| A 35072       | FHLB-UBS 01/23/07 08/14/09         | 3133MQSR6 | 1365      | 441       | 1 4.5000        | 5,000,000.00    | 5,062,500.00              | 66,250.00                  | 126,500.00                      |
| A 35086       | FHLB-UBS 01/26/07 08/14/09         | 3133MQSR6 | 1365      | 441       | 1 4.5000        | 5,000,000.00    | 5,062,500.00              | 66,250.00                  | 135,650.00                      |
| A 35062       | FHLB-GILFD 01/11/07 09/11/09       | 3133XCTF0 | 1365      | 186       | 1 4.3750        | 5,000,000.00    | 5,054,687.50              | 48,611.11                  | 128,087.50                      |
| A 35076       | FHLB-GILFD 01/23/07 09/11/09       | 3133XCTF0 | 1365      | 186       | 1 4.3750        | 10,000,000.00   | 10,109,375.00             | 97,222.22                  | 278,075.00                      |
| A 35087       | FHLB-UBC 01/26/07 09/11/09         | 3133XGJ88 | 1365      | 445       | 1 5.2500        | 5,000,000.00    | 5,129,687.50              | 58,333.33                  | 116,087.50                      |
| A 35094       | FHLB-CITIG 02/01/07 09/11/09       | 3133XGJ88 | 1365      | 132       | 1 5.2500        | 5,000,000.00    | 5,129,687.50              | 58,333.33                  | 109,937.50                      |
| A 35236       | FHLB-GILFD 05/15/07 10/02/09       | 3133XH7E6 | 1365      | 186       | 1 5.0000        | 5,000,000.00    | 5,112,500.00              | 40,972.22                  | 105,200.00                      |
| A 35053       | FHLB-CALL-GILFD 01/05/07 10/16/09  | 3133XHFA5 | 1365      | 186       | 1 5.0000        | 5,000,000.00    | 5,042,187.50              | 31,250.00                  | 53,125.00                       |
| A 35089       | FHLB-CALL-GILFD 01/26/07 11/03/09  | 3133XHNL2 | 1365      | 186       | 1 5.2500        | 5,000,000.00    | 5,054,687.50              | 20,416.67                  | 60,237.50                       |
| A 35118       | FHLB-GILFD 02/16/07 11/10/09       | 3133X9C24 | 1365      | 186       | 1 3.8600        | 5,000,000.00    | 5,015,625.00              | 11,258.33                  | 162,110.00                      |
| A 35102       | FHLB-GILFD 02/05/07 11/13/09       | 3133MTRK6 | 1365      | 186       | 1 4.0000        | 5,000,000.00    | 5,028,125.00              | 8,888.89                   | 165,745.00                      |
| A 35106       | FHLB-GILFD 02/08/07 11/13/09       | 3133MTRK6 | 1365      | 186       | 1 4.0000        | 5,000,000.00    | 5,028,125.00              | 8,888.89                   | 156,390.00                      |
| A 35059       | FHLB-CS 01/11/07 12/11/09          | 3133XGYT5 | 1365      | 179       | 1 5.0000        | 5,000,000.00    | 5,126,562.50              | 118,055.56                 | 124,112.50                      |
| A 35064       | FHLB-GILFD 01/12/07 12/11/09       | 3133XGYT5 | 1365      | 186       | 1 5.0000        | 5,000,000.00    | 5,126,562.50              | 118,055.56                 | 126,652.50                      |
| A 35071       | FHLB-UBS 01/23/07 12/11/09         | 3133XGYT5 | 1365      | 441       | 1 5.0000        | 10,000,000.00   | 10,253,125.00             | 236,111.11                 | 265,925.00                      |
| A 35108       | FHLB-GILFD 02/09/07 02/12/10       | 3133MWB2  | 1365      | 186       | 1 3.8750        | 5,250,000.00    | 5,269,687.50              | 59,901.04                  | 184,285.50                      |
| A 35121       | FHLB-UBC 02/15/07 02/12/10         | 3133MWB2  | 1365      | 445       | 1 3.8750        | 5,000,000.00    | 5,018,750.00              | 57,048.61                  | 174,200.00                      |
| A 35119       | FHLB-GILFD 02/15/07 08/04/10       | 3133XCN66 | 1365      | 186       | 1 4.7500        | 5,000,000.00    | 5,129,687.50              | 77,187.50                  | 172,287.50                      |
| A 35120       | FHLB-GILFD 02/15/07 08/10/10       | 3133XCJ38 | 1365      | 186       | 1 4.7000        | 10,000,000.00   | 10,250,000.00             | 144,916.67                 | 353,400.00                      |
| A 35160       | FHLB-GILFD 03/15/07 08/10/10       | 3133X85H1 | 1365      | 186       | 1 4.5160        | 10,000,000.00   | 10,203,125.00             | 139,243.33                 | 288,225.00                      |
| A 35171       | FHLB-GILFD 03/27/07 08/13/10       | 3133X06Q7 | 1365      | 186       | 1 4.1250        | 5,000,000.00    | 5,031,562.50              | 60,729.17                  | 148,952.50                      |

CITY OF SAN JOSE  
TREASURY DIVISION  
INVESTMENT INVENTORY WITH MARKET VALUE

(RPTMKT)

RUN: 01/02/08 14:23:21

INVESTMENTS OUTSTANDING AS OF 11/30/07  
MAJOR SORT KEY IS FUND

| INVEST NUMBER  | DESCRIPTION<br>PURCHASE MATURITY DATE | CUSIP     | BANK BROK | FUND SAFE | CPN YTM | RATE TR        | PAR/SHARES BOOK | MARKET VALUE<br>MARKET PRICE | CURR ACCR INT<br>PRICE SOURCE | UNREALIZED GAIN<br>UNREALIZED LOSS |
|--|---------------------------------------|-----------|-----------|-----------|---------|----------------|-----------------|------------------------------|-------------------------------|------------------------------------|
| A 35193  | FHLB-GILFD<br>04/17/07 08/13/10       | 3133X06Q7 | 1365      | 186       | 1       | 4.1250         | 10,000,000.00   | 10,103,125.00                | 121,458.33                    | 355,225.00                         |
| A 35194  | FHLB-GILFD<br>04/17/07 08/26/10       | 3133XCXV0 | 1365      | 186       | 1       | 4.7850         | 5,000,000.00    | 5,137,500.00                 | 63,135.42                     | 155,100.00                         |
| A 35122  | FHLB-JPM<br>02/15/07 09/10/10         | 3133XGLE2 | 1365      | 325       | 1       | 5.1250         | 10,000,000.00   | 10,365,625.00                | 115,312.50                    | 329,625.00                         |
| A 35177  | FHLB-UBS<br>04/03/07 09/10/10         | 3133XGLE2 | 1365      | 441       | 1       | 5.1250         | 10,000,000.00   | 10,365,625.00                | 115,312.50                    | 266,925.00                         |
| A 35159  | FHLB-UBC<br>03/15/07 09/21/10         | 3133XD6V8 | 1365      | 445       | 1       | 4.7000         | 9,500,000.00    | 9,746,406.25                 | 86,819.44                     | 273,253.25                         |
| A 35174  | FHLB-UBS<br>04/03/07 09/29/10         | 3133XGRD8 | 1365      | 441       | 1       | 5.1250         | 10,000,000.00   | 10,365,625.00                | 88,263.89                     | 243,225.00                         |
| A 35202  | FHLB-UBS<br>04/23/07 09/29/10         | 3133XGRD8 | 1365      | 441       | 1       | 5.1250         | 5,000,000.00    | 5,182,812.50                 | 44,131.94                     | 142,162.50                         |
| A 35197  | FHLB-GILFD<br>04/17/07 12/10/10       | 3133XJHW1 | 1365      | 186       | 1       | 4.8750         | 10,000,000.00   | 10,325,000.00                | 231,562.50                    | 331,500.00                         |
| A 35205  | FHLB-GILFD<br>04/23/07 12/10/10       | 3133XJHW1 | 1365      | 186       | 1       | 4.8750         | 5,000,000.00    | 5,162,500.00                 | 115,781.25                    | 159,100.00                         |
| A 35117  | FHLB-CALL-GILFD<br>02/15/07 10/27/11  | 3133XHXY7 | 1365      | 186       | 1       | 5.3000         | 5,000,000.00    | 5,151,562.50                 | 25,027.78                     | 152,412.50                         |
| A 35213  | FHLB-CALL-UBC<br>05/03/07 05/03/12    | 3133XKNN1 | 1365      | 445       | 1       | 5.0200         | 5,000,000.00    | 5,154,687.50                 | 19,522.22                     | 154,687.50                         |
| A 35216  | FHLB-CALL-UBC<br>05/07/07 05/07/12    | 3133XKQS7 | 1365      | 445       | 1       | 5.0500         | 5,000,000.00    | 5,159,375.00                 | 16,833.33                     | 159,375.00                         |
| SUBTOTAL (Inv Type) 22 FEDERAL HOME LOAN BANKS 45.98%(M) |                                       |           |           |           | 4.4315  | 468,050,000.00 | 473,423,326.57  | 5,190,818.10                 | 8,601,373.91                  | -256,671.50                        |
|  |                                       |           |           |           | 4.7382  | 465,078,624.16 | 101.1480240000  |                              |                               |                                    |
| A 33785  | FNMA-UBS<br>01/22/04 01/02/08         | 3136F3J56 | 1365      | 441       | 1       | 2.6200         | 5,000,000.00    | 4,992,187.50                 | 54,219.44                     | 62,437.50                          |
| A 33665  | FNMA-WF<br>10/29/03 03/17/08          | 3136F3CT1 | 1365      | 451       | 1       | 3.2500         | 5,500,000.00    | 5,482,812.50                 | 36,743.06                     | 13,172.50                          |
| A 33786  | FNMA-GILFD<br>01/22/04 03/17/08       | 3136F3CT1 | 1365      | 186       | 1       | 3.2500         | 5,000,000.00    | 4,984,375.00                 | 33,402.78                     | -48,002.11                         |
| A 33545  | FNMA-UBC<br>06/30/03 06/30/08         | 3136F3C87 | 1365      | 445       | 1       | 2.7500         | 15,000,000.00   | 14,850,000.00                | 173,020.83                    | -150,000.00                        |
| A 33797  | FNMA-BOCM<br>01/29/04 08/15/08        | 31359MSQ7 | 1365      | 42        | 1       | 3.2500         | 5,000,000.00    | 4,962,500.00                 | 47,847.22                     | -56,650.00                         |
| A 33798  | FNMA-MISCH<br>01/29/04 12/15/08       | 31359MTR4 | 1365      | 320       | 1       | 3.3750         | 5,000,000.00    | 4,967,187.50                 | 77,812.50                     | -51,212.50                         |
| A 33800  | FNMA-CITIG<br>01/29/04 12/15/08       | 31359MTR4 | 1365      | 132       | 1       | 3.3750         | 5,000,000.00    | 4,967,187.50                 | 77,812.50                     | 11,287.50                          |
| A 33877  | FNMA-WF<br>04/29/04 04/29/09          | 3136F5UT6 | 1365      | 451       | 1       | 4.0000         | 5,000,000.00    | 5,012,500.00                 | 17,777.78                     | 12,500.00                          |
| A 33983  | FNMA-CALL-GILFD<br>09/30/04 09/30/09  | 3136F6DQ9 | 1365      | 186       | 1       | 4.5000         | 4,795,000.00    | 4,795,000.00                 | 36,561.88                     | 749.22                             |
|  |                                       |           |           |           | 4.5040  | 4,794,250.78   | 100.0000000000  |                              |                               |                                    |

CITY OF SAN JOSE  
TREASURY DIVISION  
INVESTMENT INVENTORY WITH MARKET VALUE

(RPTMKT)

INVESTMENTS OUTSTANDING AS OF 11/30/07  
MAJOR SORT KEY IS FUND

| INVEST NUMBER   | DESCRIPTION PURCHASE MATURITY DATE   | CUSIP     | BANK BROK | FUND SAFE | CPN RATE YTM TR | PAR/SHARES BOOK | MARKET VALUE MARKET PRICE | CURR ACCR INT PRICE SOURCE | UNREALIZED GAIN UNREALIZED LOSS |            |
|---|--------------------------------------|-----------|-----------|-----------|-----------------|-----------------|---------------------------|----------------------------|---------------------------------|------------|
| SUBTOTAL (Inv Type) 23 FEDERAL NAT MORTGAGE AS 5.34%(M) |                                      |           |           |           | 3.2570          | 55,295,000.00   | 55,013,750.00             | 555,197.99                 | 100,146.72                      |            |
|   |                                      |           |           |           | 3.2913          | 55,219,467.89   | 99.49136400000            |                            | -305,864.61                     |            |
| A 33787   | FFCB-MISCH<br>01/22/04 12/18/07      | 31331TNT4 | 1365      | 1         | 3.1000          | 5,000,000.00    | 4,996,875.00              | 70,180.56                  |                                 |            |
|   |                                      |           |           | 320       | 100             | 2.9530          | 5,026,800.00              | 99.93750000000             | SUNGARD                         | -29,925.00 |
| A 33856   | FFCB-CALL-GILFD<br>03/29/04 03/17/08 | 31331TWHO | 1365      | 1         | 3.2400          | 3,000,000.00    | 2,989,687.50              | 19,980.00                  |                                 |            |
|   |                                      |           |           | 186       | 100             | 3.2480          | 2,999,062.50              | 99.65625000000             | SUNGARD                         | -9,375.00  |
| A 35001   | FFCB-GILFD<br>11/27/06 09/08/08      | 31331V3H7 | 1365      | 1         | 5.1500          | 9,500,000.00    | 9,559,375.00              | 112,799.31                 |                                 |            |
|   |                                      |           |           | 186       | 100             | 4.9490          | 9,531,350.00              | 100.62500000000            | SUNGARD                         | 28,025.00  |
| A 34979   | FFCB-CITIG<br>11/15/06 10/20/08      | 31331VDG8 | 1365      | 1         | 4.5800          | 10,000,000.00   | 10,031,250.00             | 52,161.11                  |                                 |            |
|   |                                      |           |           | 132       | 100             | 4.9920          | 9,924,700.00              | 100.31250000000            | SUNGARD                         | 106,550.00 |
| A 35014   | FFCB-UBC<br>12/05/06 10/24/08        | 31331THX2 | 1365      | 1         | 3.6250          | 10,000,000.00   | 9,950,000.00              | 37,256.94                  |                                 |            |
|   |                                      |           |           | 445       | 100             | 4.7400          | 9,800,700.00              | 99.50000000000             | SUNGARD                         | 149,300.00 |
| A 35037   | FFCB-LB<br>12/19/06 12/29/08         | 31331V6A9 | 1365      | 1         | 5.0000          | 5,000,000.00    | 5,050,000.00              | 105,555.56                 |                                 |            |
|   |                                      |           |           | 260       | 100             | 4.9260          | 5,007,050.00              | 101.00000000000            | SUNGARD                         | 42,950.00  |
| A 35038   | FFCB-JPM<br>12/19/06 01/05/09        | 31331XCF7 | 1365      | 1         | 5.1000          | 10,000,000.00   | 10,112,500.00             | 206,833.33                 |                                 |            |
|   |                                      |           |           | 325       | 100             | 4.8810          | 10,042,230.00             | 101.12500000000            | SUNGARD                         | 70,270.00  |
| A 35040   | FFCB-GILFD<br>12/19/06 03/24/09      | 31331XEM0 | 1365      | 1         | 4.9000          | 5,000,000.00    | 5,060,937.50              | 45,597.22                  |                                 |            |
|   |                                      |           |           | 186       | 100             | 4.8770          | 5,002,585.00              | 101.21875000000            | SUNGARD                         | 58,352.50  |
| A 35051   | FFCB-GILFD<br>01/05/07 03/24/09      | 31331XEM0 | 1365      | 1         | 4.9000          | 5,000,000.00    | 5,060,937.50              | 45,597.22                  |                                 |            |
|   |                                      |           |           | 186       | 100             | 4.9530          | 4,994,560.00              | 101.21875000000            | SUNGARD                         | 66,377.50  |
| A 35079   | FFCB-BA<br>01/23/07 10/23/09         | 31331XBQ4 | 1365      | 1         | 5.0000          | 3,750,000.00    | 3,837,890.63              | 19,791.67                  |                                 |            |
|   |                                      |           |           | 40        | 100             | 5.0500          | 3,744,937.50              | 102.34375000000            | SUNGARD                         | 92,953.13  |
| A 35095   | FFCB-LB<br>02/01/07 10/23/09         | 31331XBQ4 | 1365      | 1         | 5.0000          | 5,000,000.00    | 5,117,187.50              | 26,388.89                  |                                 |            |
|   |                                      |           |           | 260       | 100             | 5.0730          | 4,990,450.00              | 102.34375000000            | SUNGARD                         | 126,737.50 |
| A 35098   | FFCB-UBS<br>02/05/07 10/23/09        | 31331XBQ4 | 1365      | 1         | 5.0000          | 5,000,000.00    | 5,117,187.50              | 26,388.89                  |                                 |            |
|   |                                      |           |           | 441       | 100             | 5.0480          | 4,993,600.00              | 102.34375000000            | SUNGARD                         | 123,587.50 |
| A 35235   | FFCB-UBC<br>05/15/07 10/23/09        | 31331XBQ4 | 1365      | 1         | 5.0000          | 5,000,000.00    | 5,117,187.50              | 26,388.89                  |                                 |            |
|   |                                      |           |           | 445       | 100             | 4.9040          | 5,010,750.00              | 102.34375000000            | SUNGARD                         | 106,437.50 |
| A 35066   | FFCB-GILFD<br>01/12/07 10/27/09      | 31331XJQ6 | 1365      | 1         | 4.8200          | 5,000,000.00    | 5,101,562.50              | 22,761.11                  |                                 |            |
|   |                                      |           |           | 186       | 100             | 4.9890          | 4,978,440.00              | 102.03125000000            | SUNGARD                         | 123,122.50 |
| A 35088   | FFCB-GILFD<br>01/26/07 10/27/09      | 31331XJQ6 | 1365      | 1         | 4.8200          | 5,000,000.00    | 5,101,562.50              | 22,761.11                  |                                 |            |
|   |                                      |           |           | 186       | 100             | 5.1210          | 4,961,900.00              | 102.03125000000            | SUNGARD                         | 139,662.50 |
| A 35097   | FFCB-GILFD<br>02/02/07 10/27/09      | 31331XJQ6 | 1365      | 1         | 4.8200          | 5,000,000.00    | 5,101,562.50              | 22,761.11                  |                                 |            |
|   |                                      |           |           | 186       | 100             | 5.0980          | 4,965,000.00              | 102.03125000000            | SUNGARD                         | 136,562.50 |
| A 35077   | FFCB-WF<br>01/23/07 11/20/09         | 31331XEE8 | 1365      | 1         | 4.8500          | 5,000,000.00    | 5,103,125.00              | 7,409.72                   |                                 |            |
|   |                                      |           |           | 451       | 100             | 5.0400          | 4,974,900.00              | 102.06250000000            | SUNGARD                         | 128,225.00 |
| A 34126   | FFCB-CALL-WF<br>01/10/05 11/30/09    | 31331SHJ5 | 1365      | 1         | 4.1500          | 2,150,000.00    | 2,149,328.13              | 247.85                     |                                 |            |
|   |                                      |           |           | 451       | 100             | 4.2130          | 2,143,953.13              | 99.96875000000             | SUNGARD                         | 5,375.00   |
| A 35074   | FFCB-JPM<br>01/23/07 12/02/09        | 31331XCG5 | 1365      | 1         | 5.0800          | 5,000,000.00    | 5,132,812.50              | 126,294.44                 |                                 |            |
|   |                                      |           |           | 325       | 100             | 5.0560          | 5,002,835.00              | 102.65625000000            | SUNGARD                         | 129,977.50 |
| A 35099   | FFCB-WF<br>02/05/07 01/11/10         | 31331XLF7 | 1365      | 1         | 4.9200          | 5,000,000.00    | 5,123,437.50              | 95,666.67                  |                                 |            |
|   |                                      |           |           | 451       | 100             | 5.0550          | 4,981,600.00              | 102.46875000000            | SUNGARD                         | 141,837.50 |
| A 35100   | FFCB-GILFD<br>02/05/07 01/11/10      | 31331XLF7 | 1365      | 1         | 4.9200          | 5,000,000.00    | 5,123,437.50              | 95,666.67                  |                                 |            |
|   |                                      |           |           | 186       | 100             | 5.0600          | 4,980,960.00              | 102.46875000000            | SUNGARD                         | 142,477.50 |

CITY OF SAN JOSE  
 TREASURY DIVISION  
 INVESTMENT INVENTORY WITH MARKET VALUE

(RPTMKT)

RUN: 01/02/08 14:23:21

INVESTMENTS OUTSTANDING AS OF 11/30/07  
 MAJOR SORT KEY IS FUND

| INVEST NUMBER  | DESCRIPTION PURCHASE MATURITY DATE | CUSIP     | BANK BROK | FUND SAFE | CPN YTM | RATE TR | PAR/SHARES BOOK | MARKET VALUE MARKET PRICE | CURR ACCR INT PRICE SOURCE | UNREALIZED GAIN UNREALIZED LOSS |
|--|------------------------------------|-----------|-----------|-----------|---------|---------|-----------------|---------------------------|----------------------------|---------------------------------|
| A 35181  | FFCB-LB<br>04/03/07 08/06/10       | 31331V7K6 | 1365      | 260       | 100     | 4.8750  | 5,000,000.00    | 5,146,875.00              | 77,864.58                  | 135,775.00                      |
| A 35258  | FFCB-GILFD<br>06/11/07 08/06/10    | 31331V7K6 | 1365      | 186       | 100     | 4.8750  | 5,000,000.00    | 5,146,875.00              | 77,864.58                  | 210,775.00                      |
| A 35201  | FFCB-GILFD<br>04/23/07 08/27/10    | 31331TBZ3 | 1365      | 186       | 100     | 4.4500  | 1,200,000.00    | 1,222,500.00              | 13,943.33                  | 37,452.00                       |
| A 35176  | FFCB-UBC<br>04/03/07 10/26/10      | 31331XJ4  | 1365      | 445       | 100     | 4.8000  | 5,000,000.00    | 5,146,875.00              | 23,333.33                  | 133,775.00                      |
| A 35179  | FFCB-GILFD<br>04/03/07 10/26/10    | 31331XJ4  | 1365      | 186       | 100     | 4.8000  | 5,000,000.00    | 5,146,875.00              | 23,333.33                  | 146,430.00                      |
| A 35180  | FFCB-CITIG<br>04/03/07 10/26/10    | 31331XJ4  | 1365      | 132       | 100     | 4.8000  | 5,000,000.00    | 5,146,875.00              | 23,333.33                  | 145,325.00                      |
| A 35211  | FFCB-GILFD<br>05/01/07 11/01/10    | 31331XXJ6 | 1365      | 186       | 100     | 4.7500  | 5,000,000.00    | 5,140,625.00              | 19,791.67                  | 150,025.00                      |
| SUBTOTAL (Inv Type) 27 FEDERAL FARM CREDIT BAN 14.77%(M) |                                    |           |           |           |         | 4.7129  | 149,600,000.00  | 152,035,343.76            | 1,447,952.42               | 2,878,337.63                    |
|  |                                    |           |           |           |         | 4.8365  | 149,196,306.13  | 101.6279040000            |                            | -39,300.00                      |
| A 34860  | FHLMC-GILFD<br>06/29/06 12/28/07   | 3128X4DF5 | 1365      | 186       | 100     | 4.2000  | 5,770,000.00    | 5,768,196.88              | 102,994.50                 | 113,712.28                      |
| A 34868  | FHLMC-UBC<br>07/06/06 12/28/07     | 3128X4DF5 | 1365      | 445       | 100     | 4.2000  | 5,000,000.00    | 4,998,437.50              | 89,250.00                  | 97,337.50                       |
| A 34906  | FHLMC-WF<br>08/29/06 02/15/08      | 3128X4GR6 | 1365      | 451       | 100     | 4.5000  | 5,000,000.00    | 5,000,000.00              | 66,250.00                  | 52,900.00                       |
| A 34867  | FHLMC-GILFD<br>07/06/06 02/25/08   | 3128X0L31 | 1365      | 186       | 100     | 3.2500  | 1,890,000.00    | 1,885,275.00              | 16,380.00                  | 63,806.40                       |
| A 34885  | FHLMC-BA<br>07/28/06 04/25/08      | 3128X4SH5 | 1365      | 40        | 100     | 4.7000  | 1,500,000.00    | 1,502,343.75              | 7,050.00                   | 18,228.75                       |
| A 33508  | FHLMC-CALL-WF<br>05/30/03 05/30/08 | 3128X1HM2 | 1365      | 451       | 100     | 2.6500  | 5,000,000.00    | 4,954,687.50              | 368.06                     | -45,312.50                      |
| A 34972  | FHLMC-UBC<br>11/07/06 08/04/08     | 3128X4FF3 | 1365      | 445       | 100     | 4.5000  | 5,000,000.00    | 5,003,125.00              | 73,125.00                  | 45,255.00                       |
| A 34981  | FHLMC-GILFD<br>11/15/06 08/04/08   | 3128X4FF3 | 1365      | 186       | 100     | 4.5000  | 10,000,000.00   | 10,006,250.00             | 146,250.00                 | 89,050.00                       |
| A 35221  | FHLMC-GILFD<br>05/07/07 08/12/08   | 3128X1VL8 | 1365      | 186       | 100     | 3.6400  | 5,000,000.00    | 4,975,000.00              | 55,105.56                  | 62,500.00                       |
| A 34970  | FHLMC-GILFD<br>11/02/06 08/15/08   | 3128X4HK0 | 1365      | 186       | 100     | 4.6250  | 4,770,000.00    | 4,778,943.75              | 64,958.13                  | 31,205.34                       |
| A 35016  | FHLMC-GILFD<br>12/05/06 08/22/08   | 3128X4HA2 | 1365      | 186       | 100     | 4.6250  | 5,000,000.00    | 5,009,375.00              | 63,593.75                  | 21,925.00                       |
| A 35238  | FHLMC-GILFD<br>05/16/07 09/19/08   | 3128X4MQ1 | 1365      | 186       | 100     | 4.4800  | 5,000,000.00    | 5,006,250.00              | 44,800.00                  | 47,050.00                       |
| A 35218  | FHLMC-GILFD<br>05/04/07 10/06/08   | 3128X4QL8 | 1365      | 186       | 100     | 4.7000  | 1,795,000.00    | 1,801,731.25              | 12,889.10                  | 14,736.95                       |
| A 35015  | FHLMC-UBC<br>12/05/06 11/03/08     | 3128X4ST9 | 1365      | 445       | 100     | 4.9000  | 5,000,000.00    | 5,035,937.50              | 19,055.56                  | 20,242.50                       |

CITY OF SAN JOSE  
 TREASURY DIVISION  
 INVESTMENT INVENTORY WITH MARKET VALUE

(RPTMKT)

INVESTMENTS OUTSTANDING AS OF 11/30/07  
 MAJOR SORT KEY IS FUND

| INVEST NUMBER | DESCRIPTION PURCHASE MATURITY DATE    | CUSIP     | BANK BROK | FUND SAFE | CPN RATE YTM TR        | PAR/SHARES BOOK                | MARKET VALUE MARKET PRICE        | CURR ACCR INT PRICE SOURCE | UNREALIZED GAIN UNREALIZED LOSS |
|---------------|---------------------------------------|-----------|-----------|-----------|------------------------|--------------------------------|----------------------------------|----------------------------|---------------------------------|
| A 35228       | FHLMC-GILFD<br>05/09/07 11/20/08      | 3128X2BP9 | 1365      | 186       | 1 3.9400<br>100 5.0040 | 1,500,000.00<br>1,476,750.00   | 1,497,656.25<br>99.84375000000   | 1,805.83<br>SUNGARD        | 20,906.25                       |
| A 35027       | FHLMC-GILFD<br>12/13/06 02/03/09      | 3128X2QF5 | 1365      | 186       | 1 3.6250<br>100 4.8310 | 9,835,000.00<br>9,596,265.21   | 9,798,118.75<br>99.62500000000   | 116,858.92<br>SUNGARD      | 201,853.54                      |
| A 35078       | FHLMC-WF<br>01/23/07 09/28/09         | 3128X4PB1 | 1365      | 451       | 1 4.6250<br>100 5.0400 | 4,700,000.00<br>4,651,308.00   | 4,774,906.25<br>101.59375000000  | 38,040.63<br>SUNGARD       | 123,598.25                      |
| A 35032       | FHLMC-CALL-CITIG<br>12/18/06 12/18/09 | 3128X5TU2 | 1365      | 132       | 1 5.0500<br>100 5.0500 | 5,000,000.00<br>5,000,000.00   | 5,026,562.50<br>100.53125000000  | 114,326.39<br>SUNGARD      | 26,562.50                       |
| A 35153       | FHLMC-GILFD<br>03/15/07 08/16/10      | 3128X4GV7 | 1365      | 186       | 1 4.8750<br>100 4.7750 | 9,900,000.00<br>9,930,591.00   | 10,190,812.50<br>102.93750000000 | 140,765.63<br>SUNGARD      | 260,221.50                      |
| A 35155       | FHLMC-BA<br>03/14/07 09/22/10         | 3128X4KF7 | 1365      | 40        | 1 4.7500<br>100 4.7980 | 2,679,000.00<br>2,674,847.55   | 2,751,835.31<br>102.71875000000  | 24,390.06<br>SUNGARD       | 76,987.76                       |
| A 35169       | FHLMC-UBS<br>03/26/07 10/04/10        | 3128X4MP3 | 1365      | 441       | 1 4.7500<br>100 4.8050 | 10,475,000.00<br>10,456,459.25 | 10,763,062.50<br>102.75000000000 | 78,780.73<br>SUNGARD       | 306,603.25                      |
| A 35154       | FHLMC-GILFD<br>03/15/07 10/13/10      | 3128X3YF4 | 1365      | 186       | 1 4.1600<br>100 4.7780 | 4,000,000.00<br>3,919,480.00   | 4,040,000.00<br>101.00000000000  | 22,186.67<br>SUNGARD       | 120,520.00                      |
| A 35173       | FHLMC-GILFD<br>04/03/07 10/18/10      | 3128X4QK0 | 1365      | 186       | 1 5.0000<br>100 4.7550 | 9,705,000.00<br>9,781,446.29   | 10,026,478.13<br>103.31250000000 | 57,960.42<br>SUNGARD       | 245,031.84                      |
| A 35212       | FHLMC-CITIG<br>05/01/07 10/18/10      | 3134A4VE1 | 1365      | 132       | 1 4.1250<br>100 4.7960 | 10,000,000.00<br>9,788,000.00  | 10,109,375.00<br>101.09375000000 | 49,270.83<br>SUNGARD       | 321,375.00                      |
| A 35225       | FHLMC-GILFD<br>05/08/07 11/19/10      | 3128X3M34 | 1365      | 186       | 1 4.4000<br>100 4.8410 | 1,000,000.00<br>985,820.00     | 1,018,750.00<br>101.87500000000  | 1,466.67<br>SUNGARD        | 32,930.00                       |
| A 35230       | FHLMC-GILFD<br>05/09/07 12/08/10      | 3128X2EV3 | 1365      | 186       | 1 4.7500<br>100 4.8500 | 4,236,000.00<br>4,222,063.56   | 4,355,137.50<br>102.81250000000  | 96,692.58<br>SUNGARD       | 133,073.94                      |
| A 35203       | FHLMC-UBC<br>04/23/07 12/16/10        | 3128X2HT5 | 1365      | 445       | 1 4.5000<br>100 4.8290 | 9,500,000.00<br>9,396,089.00   | 9,710,781.25<br>102.21875000000  | 195,937.50<br>SUNGARD      | 314,692.25                      |
| A 35226       | FHLMC-GILFD<br>05/08/07 12/16/10      | 3128X2HT5 | 1365      | 186       | 1 4.5000<br>100 4.8410 | 2,000,000.00<br>1,977,580.00   | 2,044,375.00<br>102.21875000000  | 41,250.00<br>SUNGARD       | 66,795.00                       |
| A 34914       | FHLMC-CALL-CITIG<br>09/07/06 02/24/11 | 3128X4N56 | 1365      | 132       | 1 5.2500<br>100 5.2620 | 5,000,000.00<br>4,997,500.00   | 5,076,562.50<br>101.53125000000  | 70,729.17<br>SUNGARD       | 79,062.50                       |
| A 34821       | FHLMC-CALL-UBC<br>06/01/06 05/23/11   | 3128X5AD0 | 1365      | 445       | 1 5.7500<br>100 5.7670 | 5,000,000.00<br>4,996,250.00   | 5,034,375.00<br>100.68750000000  | 6,388.89<br>SUNGARD        | 38,125.00                       |
| A 34957       | FHLMC-CALL-CITIG<br>10/25/06 09/02/11 | 3128X5JJ8 | 1365      | 132       | 1 5.4500<br>100 5.5070 | 5,000,000.00<br>4,987,500.00   | 5,056,250.00<br>101.12500000000  | 67,368.06<br>SUNGARD       | 68,750.00                       |
| A 34940       | FHLMC-CALL-UBC<br>10/06/06 10/06/11   | 3128X5LP1 | 1365      | 445       | 1 5.2500<br>100 5.2620 | 5,000,000.00<br>4,997,500.00   | 5,056,250.00<br>101.12500000000  | 40,104.17<br>SUNGARD       | 58,750.00                       |
| A 34969       | FHLMC-CALL-WF<br>11/02/06 10/06/11    | 3128X5LP1 | 1365      | 451       | 1 5.2500<br>100 5.2490 | 5,000,000.00<br>5,000,000.00   | 5,056,250.00<br>101.12500000000  | 40,104.17<br>SUNGARD       | 56,250.00                       |
| A 35047       | FHLMC-CALL-CITIG<br>12/27/06 12/27/11 | 3128X5VF2 | 1365      | 132       | 1 5.4000<br>100 5.4000 | 5,000,000.00<br>5,000,000.00   | 5,042,187.50<br>100.84375000000  | 115,500.00<br>SUNGARD      | 42,187.50                       |
| A 35189       | FHLMC-CALL-GILFD<br>04/16/07 01/09/12 | 3128X5WL8 | 1365      | 186       | 1 5.3000<br>100 5.3090 | 5,000,000.00<br>4,997,656.00   | 5,076,562.50<br>101.53125000000  | 104,527.78<br>SUNGARD      | 78,906.50                       |
| A 35186       | FHLMC-CALL-LB<br>04/10/07 03/02/12    | 3128X5K80 | 1365      | 260       | 1 5.4000<br>100 5.3990 | 5,000,000.00<br>5,000,000.00   | 5,054,687.50<br>101.09375000000  | 66,750.00<br>SUNGARD       | 54,687.50                       |
| A 35141       | FHLMC-CALL-UBC<br>03/26/07 03/26/12   | 3128X5N61 | 1365      | 445       | 1 5.0000<br>100 5.0000 | 5,000,000.00<br>5,000,000.00   | 5,148,437.50<br>102.96875000000  | 45,138.89<br>SUNGARD       | 148,437.50                      |
| A 35239       | FHLMC-CALL-CITIG<br>05/18/07 04/03/12 | 3128X52N7 | 1365      | 132       | 1 5.2500<br>100 5.2720 | 5,000,000.00<br>4,995,000.00   | 5,092,187.50<br>101.84375000000  | 42,291.67<br>SUNGARD       | 97,187.50                       |

CITY OF SAN JOSE  
 TREASURY DIVISION  
 INVESTMENT INVENTORY WITH MARKET VALUE

(RPTMKT)

INVESTMENTS OUTSTANDING AS OF 11/30/07  
 MAJOR SORT KEY IS FUND

| INVEST<br>NUMBER  | DESCRIPTION<br>PURCHASE MATURITY DATE        | CUSIP     | BANK<br>BROK | FUND<br>SAFE | CPN RATE<br>YTM TR | PAR/SHARES<br>BOOK             | MARKET VALUE<br>MARKET PRICE     | CURR ACCR INT<br>PRICE SOURCE | UNREALIZED GAIN<br>UNREALIZED LOSS |
|---|--|-----------|--------------|--------------|--------------------|--------------------------------|----------------------------------|-------------------------------|------------------------------------|
| -----   |  |           |              |              |                    |                                |                                  |                               |                                    |
| SUBTOTAL (Inv Type) 30 FED HOME LOAN MORTGAGE 19.67%(M) |  |           |              |              | 4.6422             | 200,255,000.00                 | 202,527,154.07                   | 2,340,705.32                  | 3,651,444.80                       |
|   |  |           |              |              | 4.9942             | 198,921,021.77                 | 101.1346300000                   |                               | -45,312.50                         |
| -----   |  |           |              |              |                    |                                |                                  |                               |                                    |
| A 35403   | FHLB-DISC-BA<br>11/30/07 02/27/08            | 313384TQ2 | 1365<br>40   | 1<br>100     | 4.2700<br>4.3750   | 30,000,000.00<br>29,683,308.33 | 29,700,000.00<br>99.0000000000   | .00<br>SUNGARD                | 16,691.67                          |
| SUBTOTAL (Inv Type) 43 FHLB DISCOUNT NOTES 2.88%(M)     |  |           |              |              | 4.2700             | 30,000,000.00                  | 29,700,000.00                    | .00                           | 16,691.67                          |
|   |  |           |              |              | 4.3750             | 29,683,308.33                  | 99.0000000000                    |                               |                                    |
| -----   |  |           |              |              |                    |                                |                                  |                               |                                    |
| A 35401   | CP-DISC-BANKAMERICA-BA<br>11/30/07 12/03/07  | 0660P1Z38 | 1365<br>40   | 1<br>100     | 4.4000<br>4.4750   | 18,306,000.00<br>18,299,287.80 | 18,301,128.57<br>99.97338888889  | .00<br>SUNGARD                | 1,840.77                           |
| A 35402   | CP-DISC-UBS FIN DEL-BA<br>11/30/07 12/07/07  | 90262DZ73 | 1365<br>40   | 1<br>100     | 4.4300<br>4.5080   | 20,017,000.00<br>19,999,757.58 | 20,001,019.76<br>99.92016666667  | .00<br>SUNGARD                | 1,262.18                           |
| SUBTOTAL (Inv Type) 82 COMMERCIAL PAPER, DISCO 3.72%(M) |  |           |              |              | 4.4157             | 38,323,000.00                  | 38,302,148.33                    | .00                           | 3,102.95                           |
|   |  |           |              |              | 4.4922             | 38,299,045.38                  | 99.9455900000                    |                               |                                    |
| -----   |  |           |              |              |                    |                                |                                  |                               |                                    |
| A 32936   | STATE INVESTMT POOL-CTY<br>01/01/02 12/01/07 |           | 1235<br>415  | 1<br>000     | 5.0500<br>5.0500   | 40,000,000.00<br>40,000,000.00 | 40,000,000.00*<br>100.0000000000 | 312,453.37<br>BOOK            | 0.00                               |
| A 33658   | STATE INVESTMT POOL-RDA<br>10/01/03 12/01/07 |           | 1365<br>415  | 1<br>100     | 5.0500<br>5.0500   | 38,677,000.00<br>38,677,000.00 | 38,677,000.00*<br>100.0000000000 | 332,041.13<br>BOOK            | 0.00                               |
| SUBTOTAL (Inv Type) 99 PASSBOOK & STATE POOL 7.64%(M)   |  |           |              |              | 5.0500             | 78,677,000.00                  | 78,677,000.00                    | 644,494.50                    | .00                                |
|   |  |           |              |              | 5.0500             | 78,677,000.00                  | 100.0000000000                   |                               |                                    |
| -----   |  |           |              |              |                    |                                |                                  |                               |                                    |
| SUBTOTAL (Fund) 1 INVESTMENT FUNDS 85.11%(M)            |  |           |              |              | 4.4929             | 102020000.00                   | 1029678722.73                    | 10,179,168.33                 | 15,251,097.68                      |
|   |  |           |              |              | 4.7284             | 1015074773.66                  | 100.9291040000                   |                               | -647,148.61                        |
| -----   |  |           |              |              |                    |                                |                                  |                               |                                    |

\* MARKET = BOOK LESS PURCHASE INTEREST

CITY OF SAN JOSE  
 TREASURY DIVISION  
 INVESTMENT INVENTORY WITH MARKET VALUE

(RPTMKT)

INVESTMENTS OUTSTANDING AS OF 11/30/07  
 MAJOR SORT KEY IS FUND

| INVEST<br>NUMBER                           | DESCRIPTION<br>PURCHASE MATURITY DATE | CUSIP     | BANK<br>BROK | FUND<br>SAFE     | CPN RATE<br>YTM TR     | PAR/SHARES<br>BOOK          | MARKET VALUE<br>MARKET PRICE | CURR ACCR INT<br>PRICE SOURCE | UNREALIZED GAIN<br>UNREALIZED LOSS |
|--|---------------------------------------|-----------|--------------|------------------|------------------------|-----------------------------|------------------------------|-------------------------------|------------------------------------|
| A 35363                                    | FHLB-DISC-CS<br>10/15/07 12/14/07     | 313384QM4 | 1365<br>179  | 8<br>100         | 4.6700<br>4.7850       | 77,000.00<br>76,400.68      | 76,903.75<br>99.87500000000  | .00<br>SUNGARD                | 503.07                             |
| SUBTOTAL (Inv Type) 43 FHLB DISCOUNT NOTES |                                       |           |              |                  | 100.00%(M)             | 4.6700<br>4.7850            | 77,000.00<br>76,400.68       | 76,903.75<br>99.87500000000   | .00<br>503.07                      |
| SUBTOTAL (Fund) 8 EVERGREEN CREEK          |                                       |           | .01%(M)      | 4.6700<br>4.7850 | 77,000.00<br>76,400.68 | 76,903.75<br>99.87500000000 | .00                          | 503.07                        |                                    |



CITY OF SAN JOSE  
 TREASURY DIVISION  
 INVESTMENT INVENTORY WITH MARKET VALUE

(RPTMKT)

INVESTMENTS OUTSTANDING AS OF 11/30/07  
 MAJOR SORT KEY IS FUND

| INVEST<br>NUMBER                                       | DESCRIPTION<br>PURCHASE MATURITY DATE | CUSIP     | BANK<br>BROK | FUND<br>SAFE | CPN RATE<br>YTM TR | PAR/SHARES<br>BOOK     | MARKET VALUE<br>MARKET PRICE | CURR ACCR INT<br>PRICE SOURCE | UNREALIZED GAIN<br>UNREALIZED LOSS |
|--|---------------------------------------|-----------|--------------|--------------|--------------------|------------------------|------------------------------|-------------------------------|------------------------------------|
| A 35364  | FHLB-DISC-CS<br>10/15/07 12/14/07     | 313384QM4 | 1365<br>179  | 33<br>100    | 4.6700<br>4.7850   | 64,000.00<br>63,501.87 | 63,920.00<br>99.87500000000  | .00<br>SUNGARD                | 418.13                             |
| SUBTOTAL (Inv Type) 43 FHLB DISCOUNT NOTES 100.00%(M)  |                                       |           |              |              | 4.6700<br>4.7850   | 64,000.00<br>63,501.87 | 63,920.00<br>99.87500000000  | .00                           | 418.13                             |
| SUBTOTAL (Fund) 33 Reassessment Revenue Bonds, .01%(M) |                                       |           |              |              | 4.6700<br>4.7850   | 64,000.00<br>63,501.87 | 63,920.00<br>99.87500000000  | .00                           | 418.13                             |

CITY OF SAN JOSE  
 TREASURY DIVISION  
 INVESTMENT INVENTORY WITH MARKET VALUE

(RPTMKT)

INVESTMENTS OUTSTANDING AS OF 11/30/07  
 MAJOR SORT KEY IS FUND

| INVEST<br>NUMBER                                      | DESCRIPTION<br>PURCHASE MATURITY DATE   | CUSIP     | BANK<br>BROK | FUND<br>SAFE | CPN RATE<br>YTM TR | PAR/SHARES<br>BOOK       | MARKET VALUE<br>MARKET PRICE | CURR ACCR INT<br>PRICE SOURCE | UNREALIZED GAIN<br>UNREALIZED LOSS |
|---|---|-----------|--------------|--------------|--------------------|--------------------------|------------------------------|-------------------------------|------------------------------------|
| A 35375   | FHLB-DISC-CS<br>10/26/07 12/17/07       | 313384QQ5 | 1365<br>179  | 34<br>100    | 4.3800<br>4.4810   | 243,000.00<br>241,462.62 | 242,620.31<br>99.84375000000 | .00<br>SUNGARD                | 1,157.69                           |
| A 35395   | FHLB DISCOUNT NOTE<br>11/21/07 01/16/08 | 313384RW1 | 1365<br>179  | 34<br>100    | 4.3000<br>4.4010   | 578,000.00<br>574,133.82 | 574,929.38<br>99.46875000000 | .00<br>SUNGARD                | 795.56                             |
| SUBTOTAL (Inv Type) 43 FHLB DISCOUNT NOTES 100.00%(M) |   |           |              |              | 4.3237<br>4.4247   | 821,000.00<br>815,596.44 | 817,549.69<br>99.57974300000 | .00                           | 1,953.25                           |
| SUBTOTAL (Fund) 34 CSJ/CSC Jt Pwr                     |   |           | .07%(M)      |              | 4.3237<br>4.4247   | 821,000.00<br>815,596.44 | 817,549.69<br>99.57974300000 | .00                           | 1,953.25                           |

C I T Y O F S A N J O S E  
T R E A S U R Y D I V I S I O N  
I N V E S T M E N T I N V E N T O R Y W I T H M A R K E T V A L U E

PAGE: 12  
RUN: 01/02/08 14:23:21

(RPTMKT)

I N V E S T M E N T S O U T S T A N D I N G A S O F 1 1 / 3 0 / 0 7  
M A J O R S O R T K E Y I S F U N D

| INVEST<br>NUMBER                                       | DESCRIPTION<br>PURCHASE MATURITY DATE   | CUSIP     | BANK<br>BROK | FUND<br>SAFE | CPN RATE<br>YTM TR | PAR/SHARES<br>BOOK       | MARKET VALUE<br>MARKET PRICE | CURR ACCR INT<br>PRICE SOURCE | UNREALIZED GAIN<br>UNREALIZED LOSS |
|--|---|-----------|--------------|--------------|--------------------|--------------------------|------------------------------|-------------------------------|------------------------------------|
| A 35376  | FHLB-DISC-CS<br>10/26/07 12/17/07       | 313384QQ5 | 1365<br>179  | 40<br>100    | 4.3800<br>4.4810   | 352,000.00<br>349,773.01 | 351,450.00<br>99.84375000000 | .00<br>SUNGARD                | 1,676.99                           |
| A 35396  | FHLB DISCOUNT NOTE<br>11/21/07 01/16/08 | 313384RW1 | 1365<br>179  | 40<br>100    | 4.3000<br>4.4010   | 24,000.00<br>23,839.47   | 23,872.50<br>99.46875000000  | .00<br>SUNGARD                | 33.03                              |
| SUBTOTAL (Inv Type) 43 FHLB DISCOUNT NOTES 100.00%(M)  |   |           |              |              | 4.3749<br>4.4759   | 376,000.00<br>373,612.48 | 375,322.50<br>99.81981400000 | .00                           | 1,710.02                           |
| SUBTOTAL (Fund) 40 '97 Community Facility Dist .03%(M) |   |           |              |              | 4.3749<br>4.4759   | 376,000.00<br>373,612.48 | 375,322.50<br>99.81981400000 | .00                           | 1,710.02                           |

C I T Y O F S A N J O S E  
T R E A S U R Y D I V I S I O N  
I N V E S T M E N T I N V E N T O R Y W I T H M A R K E T V A L U E

PAGE: 13  
RUN: 01/02/08 14:23:21

(RPTMKT)

I N V E S T M E N T S O U T S T A N D I N G A S O F 1 1 / 3 0 / 0 7  
M A J O R S O R T K E Y I S F U N D

| INVEST<br>NUMBER  | DESCRIPTION<br>PURCHASE MATURITY DATE  | CUSIP | BANK<br>BROK | FUND<br>SAFE | CPN RATE<br>YTM TR | PAR/SHARES<br>BOOK           | MARKET VALUE<br>MARKET PRICE    | CURR ACCR INT<br>PRICE SOURCE | UNREALIZED GAIN<br>UNREALIZED LOSS |
|---|--|-------|--------------|--------------|--------------------|------------------------------|---------------------------------|-------------------------------|------------------------------------|
| A 34862   | DREYFUS MMF-WF-46<br>07/03/06 06/30/12 |       | 1365<br>451  | 46<br>100    | 4.4336<br>4.4336   | 1,068,879.96<br>1,068,879.96 | 1,068,879.96*<br>100.0000000000 | 4,039.25<br>BOOK              | 0.00                               |
| SUBTOTAL (Inv Type) 97 WFB MONEY MARKET FUND 100.00%(M) |  |       |              |              | 4.4336<br>4.4336   | 1,068,879.96<br>1,068,879.96 | 1,068,879.96<br>100.0000000000  | 4,039.25                      | .00                                |
| SUBTOTAL (Fund) 46 AIRPORT C/P SER B .09%(M)            |  |       |              |              | 4.4336<br>4.4336   | 1,068,879.96<br>1,068,879.96 | 1,068,879.96<br>100.0000000000  | 4,039.25                      | .00                                |

\* MARKET = BOOK LESS PURCHASE INTEREST

CITY OF SAN JOSE  
 TREASURY DIVISION  
 INVESTMENT INVENTORY WITH MARKET VALUE

(RPTMKT)

INVESTMENTS OUTSTANDING AS OF 11/30/07  
 MAJOR SORT KEY IS FUND

| INVEST<br>NUMBER                           | DESCRIPTION<br>PURCHASE MATURITY DATE | CUSIP     | BANK<br>BROK | FUND<br>SAFE | CPN RATE<br>YTM TR | PAR/SHARES<br>BOOK             | MARKET VALUE<br>MARKET PRICE    | CURR ACCR INT<br>PRICE SOURCE   | UNREALIZED GAIN<br>UNREALIZED LOSS |
|--|---------------------------------------|-----------|--------------|--------------|--------------------|--------------------------------|---------------------------------|---------------------------------|------------------------------------|
| A 35388                                    | FHLB-DISC-CS<br>11/13/07 12/04/07     | 313384QB8 | 1365<br>179  | 53<br>100    | 4.2500<br>4.3320   | 32,477,000.00<br>32,396,484.10 | 32,477,000.00<br>100.0000000000 | .00<br>SUNGARD                  | 80,515.90                          |
| SUBTOTAL (Inv Type) 43 FHLB DISCOUNT NOTES |                                       |           |              |              | 100.00%(M)         | 4.2500<br>4.3320               | 32,477,000.00<br>32,396,484.10  | 32,477,000.00<br>100.0000000000 | .00<br>80,515.90                   |
| SUBTOTAL (Fund) 53 RDA TAB's SERIES 2006B  |                                       |           |              |              | 2.68%(M)           | 4.2500<br>4.3320               | 32,477,000.00<br>32,396,484.10  | 32,477,000.00<br>100.0000000000 | .00<br>80,515.90                   |

CITY OF SAN JOSE  
 TREASURY DIVISION  
 INVESTMENT INVENTORY WITH MARKET VALUE

(RPTMKT)

INVESTMENTS OUTSTANDING AS OF 11/30/07  
 MAJOR SORT KEY IS FUND

| INVEST<br>NUMBER  | DESCRIPTION<br>PURCHASE MATURITY DATE | CUSIP | BANK<br>BROK | FUND<br>SAFE | CPN RATE<br>YTM TR | PAR/SHARES<br>BOOK               | MARKET VALUE<br>MARKET PRICE      | CURR ACCR INT<br>PRICE SOURCE | UNREALIZED GAIN<br>UNREALIZED LOSS |
|---|---------------------------------------|-------|--------------|--------------|--------------------|----------------------------------|-----------------------------------|-------------------------------|------------------------------------|
| A 35386   | SERIES 2007-RDA<br>11/08/07 12/01/07  |       | 130<br>415   | 54<br>100    | 5.0500<br>5.0500   | 145,305,000.00<br>145,305,000.00 | 145,305,000.00*<br>100.0000000000 | 462,388.38<br>BOOK            | 0.00                               |
| SUBTOTAL (Inv Type) 99 PASSBOOK & STATE POOL 100.00%(M) |                                       |       |              |              | 5.0500<br>5.0500   | 145,305,000.00<br>145,305,000.00 | 145,305,000.00<br>100.0000000000  | 462,388.38                    | .00                                |
| SUBTOTAL (Fund) 54 RDA SERIES 2007 12.01%(M)            |                                       |       |              |              | 5.0500<br>5.0500   | 145,305,000.00<br>145,305,000.00 | 145,305,000.00<br>100.0000000000  | 462,388.38                    | .00                                |
| GRAND TOTAL   |                                       |       |              |              | 4.5539<br>4.7562   | 1200388879.96<br>1195174249.19   | 1209863298.63<br>100.7892790000   | 10,645,595.96                 | 15,336,198.05<br>-647,148.61       |

\* MARKET = BOOK LESS PURCHASE INTEREST

C I T Y O F S A N J O S E  
T R E A S U R Y D I V I S I O N

BROKER PURCHASE DISTRIBUTION  
11/01/07 THROUGH 11/30/07

PAGE: 1  
RUN: 01/02/08 14:30:53

| ALL FUNDS    |                                |              |                |             | (ABSOLUTE)     |
|--------------|--------------------------------|--------------|----------------|-------------|----------------|
| CODE         | BROKER NAME                    | TRANSACTIONS | ASSETS         | LIABILITIES | TOTAL          |
| 40           | BANK OF AMERICA SECURITIES LLC | 14           | 323,532,910.18 |             | 323,532,910.18 |
| 179          | CREDIT SUISSE                  | 3            | 32,994,457.39  |             | 32,994,457.39  |
| 260          | LEHMAN BROS                    | 1            | 14,021,157.53  |             | 14,021,157.53  |
| 325          | J P MORGAN SECURITIES INC      | 3            | 68,505,331.20  |             | 68,505,331.20  |
| 415          | STATE INVESTMENT POOL          | 4            | 183,533,000.00 |             | 183,533,000.00 |
| 441          | UBS FINANCIAL SERVICES INC.    | 1            | 6,731,162.24   |             | 6,731,162.24   |
| 451          | WELLS FARGO BANK - INVESTMENTS | 1            | 4,293.14       |             | 4,293.14       |
| GRAND TOTALS |                                | 27           | 629,322,311.68 |             | 629,322,311.68 |

CITY OF SAN JOSE  
TREASURY DIVISION

(EIS / ERNEIS)

## EARNED INCOME SUMMARY

11/01/07 THROUGH 11/30/07

SORT KEYS ARE FUND ICC# MATD

FUND: 1 INVESTMENT FUNDS

PAGE: 1

RUN: 01/02/08 15:10:50

| INV NO.                           | PURCHASE DATE | COUPON RATE | DESCRIPTION   | TICKER / MATURITY DATE | SHARES / SCHEDULED PAR VALUE | SCHEDULED ORIG. COST | YIELD/ 365 | DATE SOLD/MAT | INCOME RECEIVED THIS PER | TOTAL/NET EARNINGS |
|-----------------------------------|---------------|-------------|---------------|------------------------|------------------------------|----------------------|------------|---------------|--------------------------|--------------------|
| 33747                             | 12/18/03      | 3.0000      | USTN-MISCH    | 11/15/07               | 5,000,000.00                 | 5,046,875.00         | 2.711      | MATURED       | 28,125.00                | 5,246.96           |
| 33750                             | 12/19/03      | 3.0000      | USTN-BOCM     | 11/15/07               | 5,089,000.00                 | 5,136,113.01         | 2.714      | MATURED       | 29,221.99                | 5,345.88           |
| SUBTOTAL (ICC#) 12 TREASURY NOTES |               |             |               | 0 DAYS                 | .00                          | .00                  | 2.712      |               | 57,346.99                | 10,592.84          |
| 33695                             | 11/20/03      | 3.5000      | FHLB-CITIG    | 11/15/07               | 5,000,000.00                 | 5,063,200.00         | 3.191      | MATURED       | 24,300.00                | 6,197.87           |
| 34153                             | 01/21/05      | 3.5000      | FHLB-JPM      | 11/15/07               | 10,000,000.00                | 9,983,164.79         | 3.614      | MATURED       | 191,835.21               | 13,840.38          |
| 33819                             | 03/18/04      | 3.3000      | FHLB-CALL-WF  | 12/18/07               | 5,000,000.00                 | 5,000,000.00         | 3.346      |               |                          | 13,750.00          |
| 34832                             | 06/06/06      | 3.1000      | FHLB-GILFD    | 12/24/07               | 1,000,000.00                 | 967,480.00           | 5.416      |               |                          | 4,307.01           |
| 33841                             | 03/29/04      | 2.7500      | FHLB-WF       | 12/28/07               | 2,000,000.00                 | 2,000,000.00         | 2.788      |               |                          | 4,583.33           |
| 33854                             | 03/29/04      | 3.0000      | FHLB-CALL-WF  | 12/28/07               | 5,000,000.00                 | 5,000,000.00         | 3.042      |               |                          | 12,500.00          |
| 34127                             | 01/14/05      | 4.0000      | FHLB-CALL-JPM | 01/14/08               | 5,000,000.00                 | 5,000,000.00         | 4.056      |               |                          | 16,666.67          |
| 34180                             | 02/02/05      | 4.0000      | FHLB-CALL-JPM | 01/28/08               | 5,000,000.00                 | 4,997,550.00         | 4.074      |               |                          | 16,734.09          |
| 34884                             | 07/28/06      | 4.6250      | FHLB-UBC      | 02/01/08               | 3,450,000.00                 | 3,414,051.00         | 5.434      |               |                          | 15,247.09          |
| 34840                             | 06/16/06      | 3.8750      | FHLB-GILFD    | 02/15/08               | 10,525,000.00                | 10,263,769.50        | 5.554      |               |                          | 46,855.48          |
| 34869                             | 07/06/06      | 3.8750      | FHLB-GILFD    | 02/15/08               | 2,785,000.00                 | 2,712,283.65         | 5.696      |               |                          | 12,696.95          |
| 34907                             | 08/29/06      | 3.8750      | FHLB-CITIG    | 02/15/08               | 5,000,000.00                 | 4,902,650.00         | 5.362      |               |                          | 21,604.71          |
| 34866                             | 07/06/06      | 3.2700      | FHLB-WF       | 02/22/08               | 1,000,000.00                 | 964,153.00           | 5.716      |               |                          | 4,529.37           |
| 34870                             | 07/06/06      | 4.0000      | FHLB-GILFD    | 03/10/08               | 5,000,000.00                 | 4,873,850.00         | 5.702      |               |                          | 22,840.40          |
| 34924                             | 09/13/06      | 4.0000      | FHLB-GILFD    | 03/10/08               | 5,000,000.00                 | 4,918,700.00         | 5.232      |               |                          | 21,150.13          |
| 34928                             | 09/13/06      | 4.4800      | FHLB-CITIG    | 04/18/08               | 2,940,000.00                 | 2,910,835.20         | 5.215      |               |                          | 12,476.76          |
| 34923                             | 09/13/06      | 5.0000      | FHLB-GILFD    | 04/28/08               | 5,000,000.00                 | 4,989,250.00         | 5.213      |               |                          | 21,377.18          |
| 34927                             | 09/13/06      | 4.8000      | FHLB-CITIG    | 05/02/08               | 1,830,000.00                 | 1,821,033.00         | 5.192      |               | 43,920.00                | 7,770.60           |
| 34837                             | 06/15/06      | 4.3000      | FHLB-LB       | 05/12/08               | 3,800,000.00                 | 3,720,830.80         | 5.567      |               | 81,700.00                | 17,024.24          |
| 33789                             | 01/22/04      | 2.6250      | FHLB-GILFD    | 05/15/08               | 5,000,000.00                 | 4,902,886.35         | 3.173      |               | 65,625.00                | 12,787.28          |
| 33790                             | 01/22/04      | 2.6250      | FHLB-WF       | 05/15/08               | 1,000,000.00                 | 980,339.00           | 3.180      |               | 13,125.00                | 2,561.99           |
| 34926                             | 09/13/06      | 4.1000      | FHLB-GILFD    | 06/13/08               | 5,000,000.00                 | 4,916,800.00         | 5.194      |               |                          | 20,989.44          |
| 34943                             | 10/04/06      | 4.1000      | FHLB-GILFD    | 06/13/08               | 4,950,000.00                 | 4,884,412.50         | 5.006      |               |                          | 20,096.36          |
| 33549                             | 07/22/03      | 3.1000      | FHLB-CALL-WF  | 07/22/08               | 15,000,000.00                | 15,000,000.00        | 3.143      |               |                          | 38,750.00          |
| 33564                             | 07/23/03      | 3.2000      | FHLB-CALL-WF  | 07/23/08               | 10,000,000.00                | 10,000,000.00        | 3.244      |               |                          | 26,666.67          |
| 33894                             | 05/10/04      | 3.7500      | FHLB-GILFD    | 08/15/08               | 5,000,000.00                 | 4,916,389.56         | 4.265      |               |                          | 17,234.96          |
| 35222                             | 05/07/07      | 5.0000      | FHLB-UBS      | 08/25/08               | 5,000,000.00                 | 4,995,750.00         | 5.139      |               |                          | 21,101.19          |
| 34925                             | 09/13/06      | 4.2500      | FHLB-CITIG    | 09/12/08               | 5,000,000.00                 | 4,921,900.00         | 5.171      |               |                          | 20,917.92          |
| 34942                             | 10/04/06      | 5.0000      | FHLB-BA       | 09/12/08               | 5,000,000.00                 | 5,004,300.00         | 5.021      |               |                          | 20,651.39          |
| 34980                             | 11/15/06      | 5.0000      | FHLB-GILFD    | 09/12/08               | 10,000,000.00                | 10,000,400.00        | 5.067      |               |                          | 41,648.66          |
| 35003                             | 11/27/06      | 4.6250      | FHLB-UBC      | 09/12/08               | 4,600,000.00                 | 4,574,741.40         | 5.023      |               |                          | 18,886.05          |
| 35009                             | 11/30/06      | 4.2500      | FHLB-GILFD    | 09/26/08               | 10,000,000.00                | 9,894,680.00         | 4.938      |               |                          | 40,160.82          |
| 35219                             | 05/04/07      | 3.8400      | FHLB-GILFD    | 10/07/08               | 3,460,000.00                 | 3,403,671.20         | 5.115      |               |                          | 14,309.29          |
| 35002                             | 11/27/06      | 4.5000      | FHLB-GILFD    | 10/14/08               | 4,000,000.00                 | 3,966,511.20         | 5.050      |               |                          | 16,462.39          |
| 35223                             | 05/08/07      | 3.6500      | FHLB-GILFD    | 10/22/08               | 4,000,000.00                 | 3,923,400.00         | 5.110      |               |                          | 16,478.12          |
| 33801                             | 01/29/04      | 3.6250      | FHLB-CSFB     | 11/14/08               | 5,200,000.00                 | 5,215,184.00         | 3.604      |               | 94,250.00                | 15,448.19          |
| 35229                             | 05/09/07      | 3.6250      | FHLB-GILFD    | 11/14/08               | 1,755,000.00                 | 1,720,005.30         | 5.088      |               | 31,809.38                | 7,193.18           |
| 35234                             | 05/15/07      | 4.8750      | FHLB-GILFD    | 11/19/08               | 5,000,000.00                 | 4,986,350.00         | 5.137      |               | 124,583.33               | 21,051.67          |
| 33675                             | 11/28/03      | 4.1000      | FHLB-CALL-FTB | 11/28/08               | 5,000,000.00                 | 5,000,000.00         | 4.157      |               | 102,500.00               | 17,083.33          |



CITY OF SAN JOSE  
TREASURY DIVISION

(EIS / ERNEIS)

## EARNED INCOME SUMMARY

11/01/07 THROUGH 11/30/07

SORT KEYS ARE FUND ICC# MATD

FUND: 1 INVESTMENT FUNDS

PAGE: 2

RUN: 01/02/08 15:10:50

| INV NO. | PURCHASE DATE | COUPON RATE | DESCRIPTION     | TICKER / MATURITY DATE | SHARES / SCHEDULED PAR VALUE | SCHEDULED ORIG. COST | YIELD/ 365 | DATE SOLD/MAT | INCOME RECEIVED THIS PER | TOTAL/NET EARNINGS |
|---------|---------------|-------------|-----------------|------------------------|------------------------------|----------------------|------------|---------------|--------------------------|--------------------|
| 35017   | 12/05/06      | 5.0000      | FHLB-GILFD      | 12/12/08               | 5,000,000.00                 | 5,025,395.00         | 4.794      |               |                          | 19,801.01          |
| 33717   | 12/16/03      | 4.0000      | FHLB-CALL-CITIG | 12/16/08               | 5,000,000.00                 | 5,000,000.00         | 4.056      |               |                          | 16,666.67          |
| 34207   | 02/25/05      | 3.8750      | FHLB-WF         | 02/13/09               | 5,000,000.00                 | 4,963,550.00         | 4.143      |               |                          | 16,900.49          |
| 33796   | 02/27/04      | 4.0000      | FHLB-CALL-CITIG | 02/27/09               | 5,000,000.00                 | 5,000,000.00         | 4.056      |               |                          | 16,666.66          |
| 33987   | 09/10/04      | 4.0000      | FHLB-CALL-MISCH | 02/27/09               | 5,000,000.00                 | 4,989,050.00         | 4.114      |               | 100,000.00               | 16,868.07          |
| 35039   | 12/19/06      | 4.7500      | FHLB-GILFD      | 03/13/09               | 10,000,000.00                | 9,971,150.00         | 4.959      |               |                          | 40,645.30          |
| 33865   | 04/30/04      | 4.1250      | FHLB-CALL-WF    | 04/30/09               | 3,005,000.00                 | 3,005,000.00         | 4.182      |               |                          | 10,329.69          |
| 33866   | 04/30/04      | 4.1500      | FHLB-CALL-WF    | 04/30/09               | 2,000,000.00                 | 2,000,000.00         | 4.208      |               |                          | 6,916.66           |
| 35061   | 01/11/07      | 5.2500      | FHLB-LB         | 08/05/09               | 5,000,000.00                 | 5,033,850.00         | 5.025      |               |                          | 20,791.22          |
| 35065   | 01/12/07      | 5.2500      | FHLB-GILFD      | 08/05/09               | 5,000,000.00                 | 5,027,750.00         | 5.078      |               |                          | 20,985.58          |
| 35073   | 01/23/07      | 5.2500      | FHLB-GILFD      | 08/05/09               | 5,000,000.00                 | 5,025,750.00         | 5.093      |               |                          | 21,039.86          |
| 35104   | 02/07/07      | 5.2500      | FHLB-GILFD      | 08/05/09               | 5,000,000.00                 | 5,026,455.00         | 5.084      |               |                          | 21,002.86          |
| 35128   | 02/21/07      | 5.2500      | FHLB-UBS        | 08/05/09               | 5,000,000.00                 | 5,027,250.00         | 5.073      |               |                          | 20,962.62          |
| 35260   | 06/12/07      | 5.2500      | FHLB-LB         | 08/05/09               | 5,000,000.00                 | 4,998,450.00         | 5.339      |               |                          | 21,934.24          |
| 35072   | 01/23/07      | 4.5000      | FHLB-UBS        | 08/14/09               | 5,000,000.00                 | 4,936,000.00         | 5.128      |               |                          | 20,805.67          |
| 35086   | 01/26/07      | 4.5000      | FHLB-UBS        | 08/14/09               | 5,000,000.00                 | 4,926,850.00         | 5.212      |               |                          | 21,107.14          |
| 35062   | 01/11/07      | 4.3750      | FHLB-GILFD      | 09/11/09               | 5,000,000.00                 | 4,926,600.00         | 5.060      |               |                          | 20,489.95          |
| 35076   | 01/23/07      | 4.3750      | FHLB-GILFD      | 09/11/09               | 10,000,000.00                | 9,831,300.00         | 5.163      |               |                          | 41,719.24          |
| 35087   | 01/26/07      | 5.2500      | FHLB-UBC        | 09/11/09               | 5,000,000.00                 | 5,013,600.00         | 5.205      |               |                          | 21,449.56          |
| 35094   | 02/01/07      | 5.2500      | FHLB-CITIG      | 09/11/09               | 5,000,000.00                 | 5,019,750.00         | 5.151      |               |                          | 21,253.28          |
| 35236   | 05/15/07      | 5.0000      | FHLB-GILFD      | 10/02/09               | 5,000,000.00                 | 5,007,300.00         | 5.001      |               |                          | 20,581.90          |
| 35053   | 01/05/07      | 5.0000      | FHLB-CALL-GILFD | 10/16/09               | 5,000,000.00                 | 4,989,062.50         | 5.159      |               |                          | 21,156.60          |
| 35089   | 01/26/07      | 5.2500      | FHLB-CALL-GILFD | 11/03/09               | 5,000,000.00                 | 4,994,450.00         | 5.369      |               | 131,250.00               | 22,039.53          |
| 35118   | 02/16/07      | 3.8600      | FHLB-GILFD      | 11/10/09               | 5,000,000.00                 | 4,853,515.00         | 5.136      |               | 96,500.00                | 20,486.68          |
| 35102   | 02/05/07      | 4.0000      | FHLB-GILFD      | 11/13/09               | 5,000,000.00                 | 4,862,380.00         | 5.191      |               | 100,000.00               | 20,746.31          |
| 35106   | 02/08/07      | 4.0000      | FHLB-GILFD      | 11/13/09               | 5,000,000.00                 | 4,871,735.00         | 5.115      |               | 100,000.00               | 20,480.30          |
| 35059   | 01/11/07      | 5.0000      | FHLB-CS         | 12/11/09               | 5,000,000.00                 | 5,002,450.00         | 5.050      |               |                          | 20,764.33          |
| 35064   | 01/12/07      | 5.0000      | FHLB-GILFD      | 12/11/09               | 5,000,000.00                 | 4,999,910.00         | 5.070      |               |                          | 20,835.88          |
| 35071   | 01/23/07      | 5.0000      | FHLB-UBS        | 12/11/09               | 10,000,000.00                | 9,987,200.00         | 5.120      |               |                          | 42,031.34          |
| 35108   | 02/09/07      | 3.8750      | FHLB-GILFD      | 02/12/10               | 5,250,000.00                 | 5,085,402.00         | 5.131      |               |                          | 21,446.24          |
| 35121   | 02/15/07      | 3.8750      | FHLB-UBC        | 02/12/10               | 5,000,000.00                 | 4,844,550.00         | 5.126      |               |                          | 20,412.53          |
| 35119   | 02/15/07      | 4.7500      | FHLB-GILFD      | 08/04/10               | 5,000,000.00                 | 4,957,400.00         | 5.105      |               |                          | 20,801.14          |
| 35120   | 02/15/07      | 4.7000      | FHLB-GILFD      | 08/10/10               | 10,000,000.00                | 9,896,600.00         | 5.115      |               |                          | 41,605.35          |
| 35160   | 03/15/07      | 4.5160      | FHLB-GILFD      | 08/10/10               | 10,000,000.00                | 9,914,900.00         | 4.870      |               |                          | 39,685.58          |
| 35171   | 03/27/07      | 4.1250      | FHLB-GILFD      | 08/13/10               | 5,000,000.00                 | 4,902,610.00         | 4.852      |               |                          | 19,553.25          |
| 35193   | 04/17/07      | 4.1250      | FHLB-GILFD      | 08/13/10               | 10,000,000.00                | 9,747,900.00         | 5.068      |               |                          | 40,604.82          |
| 35194   | 04/17/07      | 4.7850      | FHLB-GILFD      | 08/26/10               | 5,000,000.00                 | 4,982,400.00         | 4.974      |               |                          | 20,367.82          |
| 35122   | 02/15/07      | 5.1250      | FHLB-JPM        | 09/10/10               | 10,000,000.00                | 10,036,000.00        | 5.077      |               |                          | 41,879.47          |
| 35177   | 04/03/07      | 5.1250      | FHLB-UBS        | 09/10/10               | 10,000,000.00                | 10,098,700.00        | 4.861      |               |                          | 40,350.84          |
| 35159   | 03/15/07      | 4.7000      | FHLB-UBC        | 09/21/10               | 9,500,000.00                 | 9,473,153.00         | 4.859      |               |                          | 37,834.62          |
| 35174   | 04/03/07      | 5.1250      | FHLB-UBS        | 09/29/10               | 10,000,000.00                | 10,122,400.00        | 4.787      |               |                          | 39,828.33          |
| 35202   | 04/23/07      | 5.1250      | FHLB-UBS        | 09/29/10               | 5,000,000.00                 | 5,040,650.00         | 4.920      |               |                          | 20,382.44          |
| 35197   | 04/17/07      | 4.8750      | FHLB-GILFD      | 12/10/10               | 10,000,000.00                | 9,993,500.00         | 4.964      |               |                          | 40,771.29          |
| 35205   | 04/23/07      | 4.8750      | FHLB-GILFD      | 12/10/10               | 5,000,000.00                 | 5,003,400.00         | 4.921      |               |                          | 20,235.64          |

CITY OF SAN JOSE  
TREASURY DIVISION

(EIS / ERNEIS)

## EARNED INCOME SUMMARY

11/01/07 THROUGH 11/30/07

SORT KEYS ARE FUND ICC# MATD

FUND: 1 INVESTMENT FUNDS

PAGE: 3

RUN: 01/02/08 15:10:50

| INV NO.  | PURCHASE DATE | COUPON RATE | DESCRIPTION     | TICKER / MATURITY DATE | SHARES / SCHEDULED PAR VALUE | SCHEDULED ORIG. COST | YIELD/ 365 | DATE SOLD/MAT | INCOME RECEIVED THIS PER | TOTAL/NET EARNINGS |
|--|---------------|-------------|-----------------|------------------------|------------------------------|----------------------|------------|---------------|--------------------------|--------------------|
| 35117  | 02/15/07      | 5.3000      | FHLB-CALL-GILFD | 10/27/11               | 5,000,000.00                 | 4,999,150.00         | 5.378      |               |                          | 22,098.21          |
| 35213  | 05/03/07      | 5.0200      | FHLB-CALL-UBC   | 05/03/12               | 5,000,000.00                 | 5,000,000.00         | 5.090      |               | 125,500.00               | 20,916.66          |
| 35216  | 05/07/07      | 5.0500      | FHLB-CALL-UBC   | 05/07/12               | 5,000,000.00                 | 5,000,000.00         | 5.120      |               | 126,250.00               | 21,041.66          |
| SUBTOTAL (ICC#) 22 FEDERAL HOME LOA 38.91%(C) 576 DAYS 468,050,000.00 465,078,624.16 4.793 1,553,147.92 1,859,905.69 |               |             |                 |                        |                              |                      |            |               |                          |                    |
| 33785  | 01/22/04      | 2.6200      | FNMA-UBS        | 01/02/08               | 5,000,000.00                 | 4,929,750.00         | 3.055      |               |                          | 12,379.18          |
| 33665  | 10/29/03      | 3.2500      | FNMA-WF         | 03/17/08               | 5,500,000.00                 | 5,469,640.00         | 3.440      |               |                          | 15,464.73          |
| 33786  | 01/22/04      | 3.2500      | FNMA-GILFD      | 03/17/08               | 5,000,000.00                 | 5,032,377.11         | 3.119      |               |                          | 12,900.96          |
| 33545  | 06/30/03      | 2.7500      | FNMA-UBC        | 06/30/08               | 15,000,000.00                | 15,000,000.00        | 2.788      |               |                          | 34,375.00          |
| 33797  | 01/29/04      | 3.2500      | FNMA-BOCM       | 08/15/08               | 5,000,000.00                 | 5,019,150.00         | 3.199      |               |                          | 13,195.58          |
| 33798  | 01/29/04      | 3.3750      | FNMA-MISCH      | 12/15/08               | 5,000,000.00                 | 5,018,400.00         | 3.334      |               |                          | 13,752.73          |
| 33800  | 01/29/04      | 3.3750      | FNMA-CITIG      | 12/15/08               | 5,000,000.00                 | 4,955,900.00         | 3.635      |               |                          | 14,804.92          |
| 33877  | 04/29/04      | 4.0000      | FNMA-WF         | 04/29/09               | 5,000,000.00                 | 5,000,000.00         | 4.056      |               |                          | 16,666.67          |
| 33983  | 09/30/04      | 4.5000      | FNMA-CALL-GILFD | 09/30/09               | 4,795,000.00                 | 4,794,250.78         | 4.566      |               |                          | 17,993.55          |
| SUBTOTAL (ICC#) 23 FEDERAL NAT MORT 4.62%(C) 278 DAYS 55,295,000.00 55,219,467.89 3.339 .00 151,533.32               |               |             |                 |                        |                              |                      |            |               |                          |                    |
| 33773  | 02/09/04      | 3.0000      | FFCB-WF         | 11/09/07               | 5,000,000.00                 | 5,000,000.00         | 3.042      | MATURED       | 37,500.00                | 3,333.33           |
| 33787  | 01/22/04      | 3.1000      | FFCB-MISCH      | 12/18/07               | 5,000,000.00                 | 5,026,800.00         | 2.990      |               |                          | 12,352.86          |
| 33856  | 03/29/04      | 3.2400      | FFCB-CALL-GILFD | 03/17/08               | 3,000,000.00                 | 2,999,062.50         | 3.294      |               |                          | 8,119.41           |
| 35001  | 11/27/06      | 5.1500      | FFCB-GILFD      | 09/08/08               | 9,500,000.00                 | 9,531,350.00         | 5.020      |               |                          | 39,326.14          |
| 34979  | 11/15/06      | 4.5800      | FFCB-CITIG      | 10/20/08               | 10,000,000.00                | 9,924,700.00         | 5.072      |               |                          | 41,370.92          |
| 35014  | 12/05/06      | 3.6250      | FFCB-UBC        | 10/24/08               | 10,000,000.00                | 9,800,700.00         | 4.827      |               |                          | 38,886.13          |
| 35037  | 12/19/06      | 5.0000      | FFCB-LB         | 12/29/08               | 5,000,000.00                 | 5,007,050.00         | 4.993      |               |                          | 20,547.91          |
| 35038  | 12/19/06      | 5.1000      | FFCB-JPM        | 01/05/09               | 10,000,000.00                | 10,042,230.00        | 4.944      |               |                          | 40,806.28          |
| 35040  | 12/19/06      | 4.9000      | FFCB-GILFD      | 03/24/09               | 5,000,000.00                 | 5,002,585.00         | 4.943      |               |                          | 20,322.77          |
| 35051  | 01/05/07      | 4.9000      | FFCB-GILFD      | 03/24/09               | 5,000,000.00                 | 4,994,560.00         | 5.023      |               |                          | 20,618.39          |
| 35079  | 01/23/07      | 5.0000      | FFCB-BA         | 10/23/09               | 3,750,000.00                 | 3,744,937.50         | 5.125      |               |                          | 15,776.27          |
| 35095  | 02/01/07      | 5.0000      | FFCB-LB         | 10/23/09               | 5,000,000.00                 | 4,990,450.00         | 5.149      |               |                          | 21,121.27          |
| 35098  | 02/05/07      | 5.0000      | FFCB-UBS        | 10/23/09               | 5,000,000.00                 | 4,993,600.00         | 5.123      |               |                          | 21,027.07          |
| 35235  | 05/15/07      | 5.0000      | FFCB-UBC        | 10/23/09               | 5,000,000.00                 | 5,010,750.00         | 4.971      |               |                          | 20,471.79          |
| 35066  | 01/12/07      | 4.8200      | FFCB-GILFD      | 10/27/09               | 5,000,000.00                 | 4,978,440.00         | 5.063      |               |                          | 20,718.07          |
| 35088  | 01/26/07      | 4.8200      | FFCB-GILFD      | 10/27/09               | 5,000,000.00                 | 4,961,900.00         | 5.203      |               |                          | 21,220.65          |
| 35097  | 02/02/07      | 4.8200      | FFCB-GILFD      | 10/27/09               | 5,000,000.00                 | 4,965,000.00         | 5.179      |               |                          | 21,135.43          |
| 35077  | 01/23/07      | 4.8500      | FFCB-WF         | 11/20/09               | 5,000,000.00                 | 4,974,900.00         | 5.121      |               | 121,250.00               | 20,937.98          |
| 34126  | 01/10/05      | 4.1500      | FFCB-CALL-WF    | 11/30/09               | 2,150,000.00                 | 2,143,953.13         | 4.277      |               | 44,612.50                | 7,537.05           |
| 35074  | 01/23/07      | 5.0800      | FFCB-JPM        | 12/02/09               | 5,000,000.00                 | 5,002,835.00         | 5.128      |               |                          | 21,085.20          |
| 35099  | 02/05/07      | 4.9200      | FFCB-WF         | 01/11/10               | 5,000,000.00                 | 4,981,600.00         | 5.133      |               |                          | 21,015.40          |
| 35100  | 02/05/07      | 4.9200      | FFCB-GILFD      | 01/11/10               | 5,000,000.00                 | 4,980,960.00         | 5.138      |               |                          | 21,033.34          |
| 35181  | 04/03/07      | 4.8750      | FFCB-LB         | 08/06/10               | 5,000,000.00                 | 5,011,100.00         | 4.866      |               |                          | 20,039.77          |
| 35258  | 06/11/07      | 4.8750      | FFCB-GILFD      | 08/06/10               | 5,000,000.00                 | 4,936,100.00         | 5.417      |               |                          | 21,976.56          |
| 35201  | 04/23/07      | 4.4500      | FFCB-GILFD      | 08/27/10               | 1,200,000.00                 | 1,185,048.00         | 4.946      |               |                          | 4,817.07           |
| 35176  | 04/03/07      | 4.8000      | FFCB-UBC        | 10/26/10               | 5,000,000.00                 | 5,013,100.00         | 4.781      |               |                          | 19,698.16          |

CITY OF SAN JOSE  
TREASURY DIVISION

(EIS / ERNEIS)

EARNED INCOME SUMMARY  
11/01/07 THROUGH 11/30/07  
SORT KEYS ARE FUND ICC# MATD  
FUND: 1 INVESTMENT FUNDS

PAGE: 4  
RUN: 01/02/08 15:10:50

| INV NO.                                       | PURCHASE DATE | COUPON RATE | DESCRIPTION      | TICKER / MATURITY DATE | SHARES / SCHEDULED PAR VALUE | SCHEDULED ORIG. COST | YIELD/ 365 | DATE SOLD/MAT | INCOME RECEIVED THIS PER | TOTAL/NET EARNINGS |
|---|---------------|-------------|------------------|------------------------|------------------------------|----------------------|------------|---------------|--------------------------|--------------------|
| 35179   | 04/03/07      | 4.8000      | FFCB-GILFD       | 10/26/10               | 5,000,000.00                 | 5,000,445.00         | 4.864      |               |                          | 19,989.75          |
| 35180   | 04/03/07      | 4.8000      | FFCB-CITIG       | 10/26/10               | 5,000,000.00                 | 5,001,550.00         | 4.856      |               |                          | 19,964.28          |
| 35211   | 05/01/07      | 4.7500      | FFCB-GILFD       | 11/01/10               | 5,000,000.00                 | 4,990,600.00         | 4.879      |               | 118,750.00               | 20,011.98          |
| SUBTOTAL (ICC#) 27 FEDERAL FARM CRE 12.48%(C) |               |             |                  | 619 DAYS               | 149,600,000.00               | 149,196,306.13       | 4.892      |               | 322,112.50               | 605,261.23         |
| 34828   | 06/06/06      | 3.2500      | FHLMC-GILFD      | 11/02/07               | 4,785,000.00                 | 4,657,719.00         | 5.326      | MATURED       | 205,037.25               | 679.61             |
| 34859   | 06/28/06      | 3.2500      | FHLMC-GILFD      | 11/02/07               | 5,372,000.00                 | 5,210,463.96         | 5.697      | MATURED       | 248,831.04               | 813.30             |
| 34835   | 06/08/06      | 4.5000      | FHLMC-GILFD      | 11/15/07               | 2,610,000.00                 | 2,580,768.00         | 5.402      | MATURED       | 58,594.50                | 5,347.02           |
| 34883   | 07/28/06      | 4.5000      | FHLMC-BA         | 11/15/07               | 3,065,000.00                 | 3,031,591.50         | 5.460      | MATURED       | 67,889.75                | 6,348.42           |
| 34831   | 06/06/06      | 4.2000      | FHLMC-GILFD      | 11/26/07               | 2,750,000.00                 | 2,707,045.00         | 5.402      | MATURED       | 100,705.00               | 10,016.88          |
| 34860   | 06/29/06      | 4.2000      | FHLMC-GILFD      | 12/28/07               | 5,770,000.00                 | 5,654,484.60         | 5.709      |               |                          | 26,530.39          |
| 34868   | 07/06/06      | 4.2000      | FHLMC-UBC        | 12/28/07               | 5,000,000.00                 | 4,901,100.00         | 5.708      |               |                          | 22,994.44          |
| 34906   | 08/29/06      | 4.5000      | FHLMC-WF         | 02/15/08               | 5,000,000.00                 | 4,947,100.00         | 5.341      |               |                          | 21,716.35          |
| 34867   | 07/06/06      | 3.2500      | FHLMC-GILFD      | 02/25/08               | 1,890,000.00                 | 1,821,468.60         | 5.712      |               |                          | 8,551.04           |
| 34885   | 07/28/06      | 4.7000      | FHLMC-BA         | 04/25/08               | 1,500,000.00                 | 1,484,115.00         | 5.430      |               |                          | 6,623.12           |
| 33508   | 05/30/03      | 2.6500      | FHLMC-CALL-WF    | 05/30/08               | 5,000,000.00                 | 5,000,000.00         | 2.687      |               | 66,250.00                | 11,041.67          |
| 34972   | 11/07/06      | 4.5000      | FHLMC-UBC        | 08/04/08               | 5,000,000.00                 | 4,957,870.00         | 5.089      |               |                          | 20,737.26          |
| 34981   | 11/15/06      | 4.5000      | FHLMC-GILFD      | 08/04/08               | 10,000,000.00                | 9,917,200.00         | 5.086      |               |                          | 41,455.42          |
| 35221   | 05/07/07      | 3.6400      | FHLMC-GILFD      | 08/12/08               | 5,000,000.00                 | 4,912,500.00         | 5.160      |               |                          | 20,836.22          |
| 34970   | 11/02/06      | 4.6250      | FHLMC-GILFD      | 08/15/08               | 4,770,000.00                 | 4,747,738.41         | 4.974      |               |                          | 19,408.69          |
| 35016   | 12/05/06      | 4.6250      | FHLMC-GILFD      | 08/22/08               | 5,000,000.00                 | 4,987,450.00         | 4.848      |               |                          | 19,872.27          |
| 35238   | 05/16/07      | 4.4800      | FHLMC-GILFD      | 09/19/08               | 5,000,000.00                 | 4,959,200.00         | 5.190      |               |                          | 21,154.48          |
| 35218   | 05/04/07      | 4.7000      | FHLMC-GILFD      | 10/06/08               | 1,795,000.00                 | 1,786,994.30         | 5.100      |               |                          | 7,491.40           |
| 35015   | 12/05/06      | 4.9000      | FHLMC-UBC        | 11/03/08               | 5,000,000.00                 | 5,015,695.00         | 4.789      |               | 122,500.00               | 19,743.06          |
| 35228   | 05/09/07      | 3.9400      | FHLMC-GILFD      | 11/20/08               | 1,500,000.00                 | 1,476,750.00         | 5.082      |               | 29,550.00                | 6,168.31           |
| 35027   | 12/13/06      | 3.6250      | FHLMC-GILFD      | 02/03/09               | 9,835,000.00                 | 9,596,265.21         | 4.926      |               |                          | 38,856.82          |
| 35078   | 01/23/07      | 4.6250      | FHLMC-WF         | 09/28/09               | 4,700,000.00                 | 4,651,308.00         | 5.129      |               |                          | 19,606.69          |
| 34995   | 11/22/06      | 5.2500      | FHLMC-CALL-GILFD | 11/20/09               | 5,000,000.00                 | 4,999,900.00         | 5.349      | 11/20/07      | 131,350.00               | 13,922.73          |
| 35031   | 12/15/06      | 5.2500      | FHLMC-CALL-GILFD | 11/20/09               | 5,000,000.00                 | 4,999,218.50         | 5.534      | 11/20/07      | 132,031.50               | 14,401.44          |
| 35032   | 12/18/06      | 5.0500      | FHLMC-CALL-CITIG | 12/18/09               | 5,000,000.00                 | 5,000,000.00         | 5.120      |               |                          | 21,041.67          |
| 35153   | 03/15/07      | 4.8750      | FHLMC-GILFD      | 08/16/10               | 9,900,000.00                 | 9,930,591.00         | 4.838      |               |                          | 39,484.57          |
| 35155   | 03/14/07      | 4.7500      | FHLMC-BA         | 09/22/10               | 2,679,000.00                 | 2,674,847.55         | 4.867      |               |                          | 10,701.09          |
| 35169   | 03/26/07      | 4.7500      | FHLMC-UBS        | 10/04/10               | 10,475,000.00                | 10,456,459.25        | 4.875      |               |                          | 41,895.39          |
| 35154   | 03/15/07      | 4.1600      | FHLMC-GILFD      | 10/13/10               | 4,000,000.00                 | 3,919,480.00         | 4.878      |               |                          | 15,713.45          |
| 35173   | 04/03/07      | 5.0000      | FHLMC-GILFD      | 10/18/10               | 9,705,000.00                 | 9,781,446.29         | 4.809      |               |                          | 38,665.17          |
| 35212   | 05/01/07      | 4.1250      | FHLMC-CITIG      | 10/18/10               | 10,000,000.00                | 9,788,000.00         | 4.897      |               |                          | 39,398.69          |
| 34974   | 11/15/06      | 5.5000      | FHLMC-CALL-UBC   | 11/15/10               | 5,000,000.00                 | 5,000,000.00         | 5.576      | 11/15/07      | 137,500.00               | 10,694.44          |
| 35225   | 05/08/07      | 4.4000      | FHLMC-GILFD      | 11/19/10               | 1,000,000.00                 | 985,820.00           | 4.932      |               | 22,000.00                | 3,996.18           |
| 35230   | 05/09/07      | 4.7500      | FHLMC-GILFD      | 12/08/10               | 4,236,000.00                 | 4,222,063.56         | 4.924      |               |                          | 17,086.90          |
| 35203   | 04/23/07      | 4.5000      | FHLMC-UBC        | 12/16/10               | 9,500,000.00                 | 9,396,089.00         | 4.916      |               |                          | 37,963.58          |
| 35226   | 05/08/07      | 4.5000      | FHLMC-GILFD      | 12/16/10               | 2,000,000.00                 | 1,977,580.00         | 4.928      |               |                          | 8,010.32           |
| 34914   | 09/07/06      | 5.2500      | FHLMC-CALL-CITIG | 02/24/11               | 5,000,000.00                 | 4,997,500.00         | 5.337      |               |                          | 21,920.98          |
| 34821   | 06/01/06      | 5.7500      | FHLMC-CALL-UBC   | 05/23/11               | 5,000,000.00                 | 4,996,250.00         | 5.849      |               | 143,750.00               | 24,020.24          |

CITY OF SAN JOSE  
TREASURY DIVISION

(EIS / ERNEIS)

EARNED INCOME SUMMARY  
11/01/07 THROUGH 11/30/07  
SORT KEYS ARE FUND ICC# MATD  
FUND: 1 INVESTMENT FUNDS

PAGE: 5  
RUN: 01/02/08 15:10:50

| INV NO.                                       | PURCHASE DATE | COUPON RATE | DESCRIPTION              | TICKER / MATURITY DATE | SHARES / SCHEDULED PAR VALUE | SCHEDULED ORIG. COST | YIELD/ 365 | DATE SOLD/MAT | INCOME RECEIVED THIS PER | TOTAL/NET EARNINGS |
|---|---------------|-------------|--------------------------|------------------------|------------------------------|----------------------|------------|---------------|--------------------------|--------------------|
| 34957   | 10/25/06      | 5.4500      | FHLMC-CALL-CITIG         | 09/02/11               | 5,000,000.00                 | 4,987,500.00         | 5.591      |               |                          | 22,919.85          |
| 34940   | 10/06/06      | 5.2500      | FHLMC-CALL-UBC           | 10/06/11               | 5,000,000.00                 | 4,997,500.00         | 5.336      |               |                          | 21,916.08          |
| 34969   | 11/02/06      | 5.2500      | FHLMC-CALL-WF            | 10/06/11               | 5,000,000.00                 | 5,000,000.00         | 5.323      |               |                          | 21,875.00          |
| 34994   | 11/28/06      | 5.5000      | FHLMC-CALL-CITIG         | 11/28/11               | 5,000,000.00                 | 5,000,000.00         | 5.576      | 11/28/07      | 137,500.00               | 20,625.00          |
| 35047   | 12/27/06      | 5.4000      | FHLMC-CALL-CITIG         | 12/27/11               | 5,000,000.00                 | 5,000,000.00         | 5.475      |               |                          | 22,500.00          |
| 35189   | 04/16/07      | 5.3000      | FHLMC-CALL-GILFD         | 01/09/12               | 5,000,000.00                 | 4,997,656.00         | 5.386      |               |                          | 22,124.01          |
| 35186   | 04/10/07      | 5.4000      | FHLMC-CALL-LB            | 03/02/12               | 5,000,000.00                 | 5,000,000.00         | 5.475      |               |                          | 22,500.00          |
| 35141   | 03/26/07      | 5.0000      | FHLMC-CALL-UBC           | 03/26/12               | 5,000,000.00                 | 5,000,000.00         | 5.069      |               |                          | 20,833.33          |
| 35239   | 05/18/07      | 5.2500      | FHLMC-CALL-CITIG         | 04/03/12               | 5,000,000.00                 | 4,995,000.00         | 5.349      |               |                          | 21,959.18          |
| SUBTOTAL (ICC#) 30 FED HOME LOAN MO 16.64%(C) |               |             |                          | 818 DAYS               | 200,255,000.00               | 198,921,021.77       | 5.107      |               | 1,603,489.04             | 912,162.15         |
| 35403   | 11/30/07      | 4.2700      | FHLB-DISC-BA             | 02/27/08               | 30,000,000.00                | 29,683,308.33        | 4.375      |               |                          | 3,558.33           |
| SUBTOTAL (ICC#) 43 FHLB DISCOUNT NO 2.48%(C)  |               |             |                          | 89 DAYS                | 30,000,000.00                | 29,683,308.33        | 4.375      |               | .00                      | 3,558.33           |
| 35018   | 12/05/06      | 4.7200      | FHLMC-DISC-CITIG         | 11/13/07               | 641,000.00                   | 612,173.52           | 5.011      | MATURED       | 28,826.48                | 1,008.51           |
| SUBTOTAL (ICC#) 44 FHLMC DISCOUNT N           |               |             |                          | 0 DAYS                 | .00                          | .00                  | 5.011      |               | 28,826.48                | 1,008.51           |
| 35379   | 10/31/07      | 4.4800      | CP-DISC-BANKAMERICA-BA   | 11/01/07               | 1,399,000.00                 | 1,398,825.90         | N.D.       | MATURED       | 174.10                   |                    |
| 35381   | 11/01/07      | 4.5300      | CP-DISC-UBS AMERICAS-JPM | 11/02/07               | 9,341,000.00                 | 9,339,824.59         | 4.593      | MATURED       | 1,175.41                 | 1,175.41           |
| 35382   | 11/02/07      | 4.5000      | CP-DISC-UBS AMERICAS-BA  | 11/05/07               | 6,757,000.00                 | 6,754,466.13         | 4.564      | MATURED       | 2,533.87                 | 2,533.87           |
| 35383   | 11/05/07      | 4.4800      | CP-DISC-UBS FIN DEL-UBS  | 11/06/07               | 6,732,000.00                 | 6,731,162.24         | 4.543      | MATURED       | 837.76                   | 837.76             |
| 35384   | 11/06/07      | 4.3800      | CP-DISC-UBS FIN DEL-BA   | 11/07/07               | 2,362,000.00                 | 2,361,712.62         | 4.441      | MATURED       | 287.38                   | 287.38             |
| 35385   | 11/07/07      | 4.3500      | CP-DISC-UBS FIN DEL-BA   | 11/08/07               | 1,884,000.00                 | 1,883,772.35         | 4.411      | MATURED       | 227.65                   | 227.65             |
| 35387   | 11/08/07      | 4.2300      | CP-DISC-BANKAMERICA-BA   | 11/09/07               | 3,302,000.00                 | 3,301,612.02         | 4.289      | MATURED       | 387.98                   | 387.98             |
| 35389   | 11/15/07      | 4.7300      | CP-DISC-UBS AMERICAS-LB  | 11/16/07               | 14,023,000.00                | 14,021,157.53        | 4.796      | MATURED       | 1,842.47                 | 1,842.47           |
| 35390   | 11/16/07      | 4.4500      | CP-DISC-UBS FIN DEL-BA   | 11/19/07               | 42,026,000.00                | 42,010,415.36        | 4.513      | MATURED       | 15,584.64                | 15,584.64          |
| 35391   | 11/19/07      | 4.5100      | CP-DISC-UBS AMERICAS-BA  | 11/20/07               | 40,316,000.00                | 40,310,949.30        | 4.573      | MATURED       | 5,050.70                 | 5,050.70           |
| 35392   | 11/20/07      | 4.5800      | CP-DISC-UBS FIN DEL-JPM  | 11/21/07               | 34,173,000.00                | 34,168,652.44        | 4.644      | MATURED       | 4,347.56                 | 4,347.56           |
| 35393   | 11/21/07      | 4.4200      | Bank of America          | 11/23/07               | 24,005,000.00                | 23,999,105.44        | 4.482      | MATURED       | 5,894.56                 | 5,894.56           |
| 35394   | 11/21/07      | 4.5000      | UBS FINANCE DE           | 11/26/07               | 21,644,000.00                | 21,630,472.50        | 4.565      | MATURED       | 13,527.50                | 13,527.50          |
| 35397   | 11/26/07      | 4.5300      | CP-DISC-UBS FIN DEL-JPM  | 11/27/07               | 25,000,000.00                | 24,996,854.17        | 4.593      | MATURED       | 3,145.83                 | 3,145.83           |
| 35398   | 11/27/07      | 4.5600      | CP-DISC-UBS AMERICAS-BA  | 11/28/07               | 22,502,000.00                | 22,499,149.75        | 4.624      | MATURED       | 2,850.25                 | 2,850.25           |
| 35399   | 11/28/07      | 4.4000      | CP-DISC-BANKAMERICA-BA   | 11/29/07               | 42,605,000.00                | 42,599,792.72        | 4.462      | MATURED       | 5,207.28                 | 5,207.28           |
| 35400   | 11/29/07      | 4.4000      | CP-DISC-BANKAMERIC-BA    | 11/30/07               | 48,205,000.00                | 48,199,108.28        | 4.462      | MATURED       | 5,891.72                 | 5,891.72           |
| 35401   | 11/30/07      | 4.4000      | CP-DISC-BANKAMERICA-BA   | 12/03/07               | 18,306,000.00                | 18,299,287.80        | 4.463      |               |                          | 2,237.40           |
| 35402   | 11/30/07      | 4.4300      | CP-DISC-UBS FIN DEL-BA   | 12/07/07               | 20,017,000.00                | 19,999,757.58        | 4.495      |               |                          | 2,463.20           |
| SUBTOTAL (ICC#) 82 COMMERCIAL PAPER 3.20%(C)  |               |             |                          | 5 DAYS                 | 38,323,000.00                | 38,299,045.38        | 4.538      |               | 68,966.66                | 73,493.16          |
| 33141   | 07/02/02      | 2.4198      | WFB MONEY MARKET FUND-01 | 12/01/07               |                              |                      | .000       |               |                          |                    |

CITY OF SAN JOSE  
TREASURY DIVISION

(EIS / ERNEIS)

EARNED INCOME SUMMARY  
11/01/07 THROUGH 11/30/07  
SORT KEYS ARE FUND ICC# MATD  
FUND: 1 INVESTMENT FUNDS

PAGE: 6  
RUN: 01/02/08 15:10:50

| INV NO.                                     | PURCHASE DATE | COUPON RATE | DESCRIPTION             | TICKER / MATURITY DATE | SHARES / SCHEDULED PAR VALUE | SCHEDULED ORIG. COST | YIELD/ 365 | DATE SOLD/MAT | INCOME RECEIVED THIS PER | TOTAL/NET EARNINGS |
|---|---------------|-------------|-------------------------|------------------------|------------------------------|----------------------|------------|---------------|--------------------------|--------------------|
| -----                                       |               |             |                         |                        |                              |                      |            |               |                          |                    |
| SUBTOTAL (ICC#) 97 WFB MONEY MARKET         |               |             |                         | 0 DAYS                 | .00                          | .00                  | .000       |               | .00                      | .00                |
| 32936                                       | 01/01/02      | 5.0500      | STATE INVESTMT POOL-CTY | 12/01/07               | 40,000,000.00                | 40,000,000.00        | 5.050      |               |                          | 149,539.63         |
| 33658                                       | 10/01/03      | 5.0500      | STATE INVESTMT POOL-RDA | 12/01/07               | 38,677,000.00                | 38,677,000.00        | 5.050      |               |                          | 160,536.04         |
| -----                                       |               |             |                         |                        |                              |                      |            |               |                          |                    |
| SUBTOTAL (ICC#) 99 PASSBOOK & STATE         |               |             |                         | 6.58%(C) 1 DAYS        | 78,677,000.00                | 78,677,000.00        | 5.050      |               | .00                      | 310,075.67         |
| -----                                       |               |             |                         |                        |                              |                      |            |               |                          |                    |
| SUBTOTAL (FUND) 1 INVESTMENT FUNDS - ASSETS |               |             |                         | 533 DAYS               | 1020200000.00                | 1015074773.66        |            |               | 3,633,889.59             | 3,927,590.90       |
| -----                                       |               |             |                         |                        |                              |                      |            |               |                          |                    |
| SUBTOTAL (FUND) 1 INVESTMENT FUNDS - NET    |               |             |                         |                        | 1020200000.00                | 1015074773.66        |            |               | 3,633,889.59             | 3,927,590.90       |

| FUND STATISTICS                           | ASSETS           | LIABILITIES |
|---|------------------|-------------|
| -----                                     |                  |             |
| AVERAGE DAILY INVESTMENT BALANCE          | : 995,536,751.07 |             |
| EARNED INTEREST YIELD THIS PERIOD         | : 4.800          | .000        |
| WEIGHTED AVG YIELD AT END OF PERIOD       | : 4.791          | .000        |
| TOTAL INTEREST EARNED FOR FUTURE RECEIPT: | 12,664,195.21    |             |

CITY OF SAN JOSE  
TREASURY DIVISION

(EIS / ERNEIS)

EARNED INCOME SUMMARY  
11/01/07 THROUGH 11/30/07  
SORT KEYS ARE FUND ICC# MATD  
FUND: 8 EVERGREEN CREEK

PAGE: 7  
RUN: 01/02/08 15:10:50

| INV NO.                                   | PURCHASE DATE | COUPON RATE | DESCRIPTION  | TICKER / MATURITY DATE | SHARES / SCHEDULED PAR VALUE | SCHEDULED ORIG. COST | YIELD/ 365 | DATE SOLD/MAT | INCOME RECEIVED THIS PER | TOTAL/NET EARNINGS |
|---|---------------|-------------|--------------|------------------------|------------------------------|----------------------|------------|---------------|--------------------------|--------------------|
| 35363                                     | 10/15/07      | 4.6700      | FHLB-DISC-CS | 12/14/07               | 77,000.00                    | 76,400.68            | 4.772      |               |                          | 299.66             |
| SUBTOTAL (ICC#) 43 FHLB DISCOUNT NO       |               |             | .01%(C)      | 14 DAYS                | 77,000.00                    | 76,400.68            | 4.772      |               | .00                      | 299.66             |
| SUBTOTAL (FUND) 8 EVERGREEN CREEK         |               |             | - ASSETS     | 14 DAYS                | 77,000.00                    | 76,400.68            |            |               | .00                      | 299.66             |
| SUBTOTAL (FUND) 8 EVERGREEN CREEK         |               |             | - NET        |                        | 77,000.00                    | 76,400.68            |            |               | .00                      | 299.66             |
| FUND STATISTICS                           |               |             |              | ASSETS                 | LIABILITIES                  |                      |            |               |                          |                    |
| AVERAGE DAILY INVESTMENT BALANCE          |               |             |              | :                      | 76,400.68                    |                      |            |               |                          |                    |
| EARNED INTEREST YIELD THIS PERIOD         |               |             |              | :                      | 4.772                        | .000                 |            |               |                          |                    |
| WEIGHTED AVG YIELD AT END OF PERIOD       |               |             |              | :                      | 4.772                        | .000                 |            |               |                          |                    |
| TOTAL INTEREST EARNED FOR FUTURE RECEIPT: |               |             |              | :                      | 469.47                       |                      |            |               |                          |                    |

CITY OF SAN JOSE  
TREASURY DIVISION

(EIS / ERNEIS)

EARNED INCOME SUMMARY

11/01/07 THROUGH 11/30/07

SORT KEYS ARE FUND ICC# MATD

PAGE: 8

RUN: 01/02/08 15:10:50

FUND: 33 Reassessment Revenue Bonds, 94A

| INV NO.  | PURCHASE DATE | COUPON RATE | DESCRIPTION  | TICKER / MATURITY DATE | SHARES / SCHEDULED PAR VALUE | SCHEDULED ORIG. COST | YIELD/ 365 | DATE SOLD/MAT | INCOME RECEIVED THIS PER | TOTAL/NET EARNINGS |
|--|---------------|-------------|--------------|------------------------|------------------------------|----------------------|------------|---------------|--------------------------|--------------------|
| 35364  | 10/15/07      | 4.6700      | FHLB-DISC-CS | 12/14/07               | 64,000.00                    | 63,501.87            | 4.772      |               |                          | 249.06             |
| SUBTOTAL (ICC#) 43 FHLB DISCOUNT NO .01%(C) 14 DAYS 64,000.00 63,501.87 4.772 .00 249.06 |               |             |              |                        |                              |                      |            |               |                          |                    |
| SUBTOTAL (FUND) 33 Reassessment Revenu- ASSETS 14 DAYS 64,000.00 63,501.87 .00 249.06    |               |             |              |                        |                              |                      |            |               |                          |                    |
| SUBTOTAL (FUND) 33 Reassessment Revenu- NET 64,000.00 63,501.87 .00 249.06               |               |             |              |                        |                              |                      |            |               |                          |                    |

| FUND STATISTICS                           |   | ASSETS    | LIABILITIES |
|---|---|-----------|-------------|
| AVERAGE DAILY INVESTMENT BALANCE          | : | 63,501.87 |             |
| EARNED INTEREST YIELD THIS PERIOD         | : | 4.772     | .000        |
| WEIGHTED AVG YIELD AT END OF PERIOD       | : | 4.772     | .000        |
| TOTAL INTEREST EARNED FOR FUTURE RECEIPT: |   | 390.20    |             |

C I T Y O F S A N J O S E  
T R E A S U R Y D I V I S I O N

(EIS / ERNEIS)

E A R N E D I N C O M E S U M M A R Y  
11/01/07 THROUGH 11/30/07  
SORT KEYS ARE FUND ICC# MATD  
FUND: 34 CSJ/CSC Jt Pwr

PAGE: 9  
RUN: 01/02/08 15:10:50

| INV NO.                                   | PURCHASE DATE | COUPON RATE | DESCRIPTION        | TICKER / MATURITY DATE | SHARES / SCHEDULED PAR VALUE | SCHEDULED ORIG. COST | YIELD/ 365 | DATE SOLD/MAT | INCOME RECEIVED THIS PER | TOTAL/NET EARNINGS |
|---|---------------|-------------|--------------------|------------------------|------------------------------|----------------------|------------|---------------|--------------------------|--------------------|
| 35346                                     | 09/21/07      | 4.5700      | FHLB-DISC-LB       | 11/21/07               | 574,000.00                   | 569,555.17           | 4.670      | MATURED       | 4,444.83                 | 1,457.32           |
| 35375                                     | 10/26/07      | 4.3800      | FHLB-DISC-CS       | 12/17/07               | 243,000.00                   | 241,462.62           | 4.469      |               |                          | 886.95             |
| 35395                                     | 11/21/07      | 4.3000      | FHLB DISCOUNT NOTE | 01/16/08               | 578,000.00                   | 574,133.82           | 4.389      |               |                          | 690.39             |
| -----                                     |               |             |                    |                        |                              |                      |            |               |                          |                    |
| SUBTOTAL (ICC#)                           |               | 43          | FHLB DISCOUNT NO   | .07%(C)                | 38 DAYS                      | 821,000.00           | 815,596.44 | 4.544         | 4,444.83                 | 3,034.66           |
| -----                                     |               |             |                    |                        |                              |                      |            |               |                          |                    |
| SUBTOTAL (FUND)                           |               | 34          | CSJ/CSC Jt Pwr     | - ASSETS               | 38 DAYS                      | 821,000.00           | 815,596.44 |               | 4,444.83                 | 3,034.66           |
| -----                                     |               |             |                    |                        |                              |                      |            |               |                          |                    |
| SUBTOTAL (FUND)                           |               | 34          | CSJ/CSC Jt Pwr     | - NET                  |                              | 821,000.00           | 815,596.44 |               | 4,444.83                 | 3,034.66           |
| -----                                     |               |             |                    |                        |                              |                      |            |               |                          |                    |
| FUND STATISTICS                           |               |             |                    | ASSETS                 | LIABILITIES                  |                      |            |               |                          |                    |
| -----                                     |               |             |                    |                        |                              |                      |            |               |                          |                    |
| AVERAGE DAILY INVESTMENT BALANCE          |               |             |                    | :                      | 812,544.01                   |                      |            |               |                          |                    |
| EARNED INTEREST YIELD THIS PERIOD         |               |             |                    | :                      | 4.544                        | .000                 |            |               |                          |                    |
| WEIGHTED AVG YIELD AT END OF PERIOD       |               |             |                    | :                      | 4.413                        | .000                 |            |               |                          |                    |
| TOTAL INTEREST EARNED FOR FUTURE RECEIPT: |               |             |                    | :                      | 1,754.73                     |                      |            |               |                          |                    |



C I T Y O F S A N J O S E  
T R E A S U R Y D I V I S I O N

(EIS / ERNEIS)

## E A R N E D I N C O M E S U M M A R Y

11/01/07 THROUGH 11/30/07

SORT KEYS ARE FUND ICC# MATD

PAGE: 10

RUN: 01/02/08 15:10:50

FUND: 40 '97 Community Facility Dist.1

| INV NO.  | PURCHASE DATE | COUPON RATE | DESCRIPTION        | TICKER / MATURITY DATE | SHARES / SCHEDULED PAR VALUE | SCHEDULED ORIG. COST | YIELD/ 365 | DATE SOLD/MAT | INCOME RECEIVED THIS PER | TOTAL/NET EARNINGS |
|--|---------------|-------------|--------------------|------------------------|------------------------------|----------------------|------------|---------------|--------------------------|--------------------|
| 35347  | 09/21/07      | 4.5700      | FHLB-DISC-LB       | 11/21/07               | 23,000.00                    | 22,821.90            | 4.669      | MATURED       | 178.10                   | 58.39              |
| 35376  | 10/26/07      | 4.3800      | FHLB-DISC-CS       | 12/17/07               | 352,000.00                   | 349,773.01           | 4.469      |               |                          | 1,284.80           |
| 35396  | 11/21/07      | 4.3000      | FHLB DISCOUNT NOTE | 01/16/08               | 24,000.00                    | 23,839.47            | 4.390      |               |                          | 28.67              |
| SUBTOTAL (ICC#) 43 FHLB DISCOUNT NO            |               |             | .03%(C)            | 18 DAYS                | 376,000.00                   | 373,612.48           | 4.476      |               | 178.10                   | 1,371.86           |
| SUBTOTAL (FUND) 40 '97 Community Facil- ASSETS |               |             |                    | 18 DAYS                | 376,000.00                   | 373,612.48           |            |               | 178.10                   | 1,371.86           |
| SUBTOTAL (FUND) 40 '97 Community Facil- NET    |               |             |                    |                        | 376,000.00                   | 373,612.48           |            |               | 178.10                   | 1,371.86           |

| FUND STATISTICS                           |   | ASSETS     | LIABILITIES |
|---|---|------------|-------------|
| AVERAGE DAILY INVESTMENT BALANCE          | : | 372,934.10 |             |
| EARNED INTEREST YIELD THIS PERIOD         | : | 4.476      | .000        |
| WEIGHTED AVG YIELD AT END OF PERIOD       | : | 4.464      | .000        |
| TOTAL INTEREST EARNED FOR FUTURE RECEIPT: |   | 1,570.43   |             |

CITY OF SAN JOSE  
TREASURY DIVISION

(EIS / ERNEIS)

EARNED INCOME SUMMARY  
11/01/07 THROUGH 11/30/07  
SORT KEYS ARE FUND ICC# MATD  
FUND: 46 AIRPORT C/P SER B

PAGE: 11  
RUN: 01/02/08 15:10:50

| INV NO.                                       | PURCHASE DATE | COUPON RATE | DESCRIPTION       | TICKER / MATURITY DATE | SHARES / SCHEDULED PAR VALUE | SCHEDULED ORIG. COST | YIELD/ 365 | DATE SOLD/MAT | INCOME RECEIVED THIS PER | TOTAL/NET EARNINGS |
|---|---------------|-------------|-------------------|------------------------|------------------------------|----------------------|------------|---------------|--------------------------|--------------------|
| 34862   | 07/03/06      | 4.4336      | DREYFUS MMF-WF-46 | 06/30/12               | 1,068,879.96                 | 1,068,879.96         | 4.434      |               | 4,293.14                 | 3,895.06           |
| SUBTOTAL (ICC#) 97 WFB MONEY MARKET           |               |             | .09%(C) 1674 DAYS |                        | 1,068,879.96                 | 1,068,879.96         | 4.434      |               | 4,293.14                 | 3,895.06           |
| SUBTOTAL (FUND) 46 AIRPORT C/P SER B - ASSETS |               |             | 1674 DAYS         |                        | 1,068,879.96                 | 1,068,879.96         |            |               | 4,293.14                 | 3,895.06           |
| SUBTOTAL (FUND) 46 AIRPORT C/P SER B - NET    |               |             |                   |                        | 1,068,879.96                 | 1,068,879.96         |            |               | 4,293.14                 | 3,895.06           |

| FUND STATISTICS                           |   | ASSETS       | LIABILITIES |
|---|---|--------------|-------------|
| AVERAGE DAILY INVESTMENT BALANCE          | : | 1,068,879.96 |             |
| EARNED INTEREST YIELD THIS PERIOD         | : | 4.434        | .000        |
| WEIGHTED AVG YIELD AT END OF PERIOD       | : | 4.434        | .000        |
| TOTAL INTEREST EARNED FOR FUTURE RECEIPT: |   | 4,039.25     |             |

CITY OF SAN JOSE  
TREASURY DIVISION

(EIS / ERNEIS)

EARNED INCOME SUMMARY  
11/01/07 THROUGH 11/30/07  
SORT KEYS ARE FUND ICC# MATD  
FUND: 47 RDA 2003 A & B REV BDS

PAGE: 12  
RUN: 01/02/08 15:10:50

| INV NO.                                     | PURCHASE DATE | COUPON RATE | DESCRIPTION              | TICKER / MATURITY DATE | SHARES / SCHEDULED PAR VALUE | SCHEDULED ORIG. COST | YIELD/ 365 | DATE SOLD/MAT | INCOME RECEIVED THIS PER | TOTAL/NET EARNINGS |
|---|---------------|-------------|--------------------------|------------------------|------------------------------|----------------------|------------|---------------|--------------------------|--------------------|
| 33642                                       | 09/25/03      | 2.2200      | WFB MONEY MARKET FUND-47 | 12/01/07               |                              |                      | .000       |               |                          |                    |
| SUBTOTAL (ICC#) 97 WFB MONEY MARKET         |               |             |                          | 0 DAYS                 | .00                          | .00                  | .000       |               | .00                      | .00                |
| 33683                                       | 11/13/03      | 3.5500      | STATE INVESTMT POOL-47B  | 12/30/07               |                              |                      | .000       |               |                          |                    |
| SUBTOTAL (ICC#) 99 PASSBOOK & STATE         |               |             |                          | 0 DAYS                 | .00                          | .00                  | .000       |               | .00                      | .00                |
| SUBTOTAL (FUND) 47 RDA 2003 A & B REV - NET |               |             |                          |                        | .00                          | .00                  |            |               | .00                      | .00                |

| FUND STATISTICS                           | ASSETS | LIABILITIES |
|---|--------|-------------|
| AVERAGE DAILY INVESTMENT BALANCE :        |        |             |
| EARNED INTEREST YIELD THIS PERIOD :       | .000   | .000        |
| WEIGHTED AVG YIELD AT END OF PERIOD :     | .000   | .000        |
| TOTAL INTEREST EARNED FOR FUTURE RECEIPT: |        |             |

CITY OF SAN JOSE  
TREASURY DIVISION

(EIS / ERNEIS)

EARNED INCOME SUMMARY  
11/01/07 THROUGH 11/30/07  
SORT KEYS ARE FUND ICC# MATD  
FUND: 49 RDA TABS SERIES 2003

PAGE: 13  
RUN: 01/02/08 15:10:50

| INV NO.                                     | PURCHASE DATE | COUPON RATE | DESCRIPTION              | TICKER / MATURITY DATE | SHARES / SCHEDULED PAR VALUE | SCHEDULED ORIG. COST | YIELD/ 365 | DATE SOLD/MAT | INCOME RECEIVED THIS PER | TOTAL/NET EARNINGS |
|---|---------------|-------------|--------------------------|------------------------|------------------------------|----------------------|------------|---------------|--------------------------|--------------------|
| 33752                                       | 12/22/03      | 2.2200      | WFB MONEY MARKET FUND-49 | 12/01/07               |                              |                      | .000       |               |                          |                    |
| SUBTOTAL (ICC#) 97 WFB MONEY MARKET         |               |             |                          |                        | 0 DAYS                       | .00                  | .00        | .000          | .00                      | .00                |
| SUBTOTAL (FUND) 49 RDA TABS SERIES 200- NET |               |             |                          |                        |                              | .00                  | .00        |               | .00                      | .00                |
| FUND STATISTICS                             |               |             |                          | ASSETS                 |                              | LIABILITIES          |            |               |                          |                    |
| -----                                       |               |             |                          |                        |                              |                      |            |               |                          |                    |
| AVERAGE DAILY INVESTMENT BALANCE            |               |             |                          | :                      |                              |                      |            |               |                          |                    |
| EARNED INTEREST YIELD THIS PERIOD           |               |             |                          | :                      | .000                         | .000                 |            |               |                          |                    |
| WEIGHTED AVG YIELD AT END OF PERIOD         |               |             |                          | :                      | .000                         | .000                 |            |               |                          |                    |
| TOTAL INTEREST EARNED FOR FUTURE RECEIPT:   |               |             |                          |                        |                              |                      |            |               |                          |                    |

CITY OF SAN JOSE  
TREASURY DIVISION

(EIS / ERNEIS)

EARNED INCOME SUMMARY  
11/01/07 THROUGH 11/30/07  
SORT KEYS ARE FUND ICC# MATD  
FUND: 53 RDA TAB'S SERIES 2006B

PAGE: 14  
RUN: 01/02/08 15:10:50

| INV NO.  | PURCHASE DATE | COUPON RATE | DESCRIPTION  | TICKER / MATURITY DATE | SHARES / PAR VALUE | SCHEDULED ORIG. COST | YIELD/ 365 | DATE SOLD/MAT | INCOME RECEIVED THIS PER | TOTAL/NET EARNINGS |
|--|---------------|-------------|--------------|------------------------|--------------------|----------------------|------------|---------------|--------------------------|--------------------|
| 35369  | 10/19/07      | 4.5400      | FHLB-DISC-CS | 11/13/07               | 33,073,000.00      | 32,968,728.18        | 4.618      | MATURED       | 104,271.82               | 50,050.47          |
| 35388  | 11/13/07      | 4.2500      | FHLB-DISC-CS | 12/04/07               | 32,477,000.00      | 32,396,484.10        | 4.320      |               |                          | 69,013.63          |
| SUBTOTAL (ICC#) 43 FHLB DISCOUNT NO            |               |             | 2.71%(C)     | 4 DAYS                 | 32,477,000.00      | 32,396,484.10        | 4.440      |               | 104,271.82               | 119,064.10         |
| SUBTOTAL (FUND) 53 RDA TAB'S SERIES 20- ASSETS |               |             |              | 4 DAYS                 | 32,477,000.00      | 32,396,484.10        |            |               | 104,271.82               | 119,064.10         |
| SUBTOTAL (FUND) 53 RDA TAB'S SERIES 20- NET    |               |             |              |                        | 32,477,000.00      | 32,396,484.10        |            |               | 104,271.82               | 119,064.10         |

| FUND STATISTICS                           | ASSETS          | LIABILITIES |
|---|-----------------|-------------|
| AVERAGE DAILY INVESTMENT BALANCE          | : 32,625,381.73 |             |
| EARNED INTEREST YIELD THIS PERIOD         | : 4.440         | .000        |
| WEIGHTED AVG YIELD AT END OF PERIOD       | : 4.320         | .000        |
| TOTAL INTEREST EARNED FOR FUTURE RECEIPT: | 69,013.63       |             |

CITY OF SAN JOSE  
TREASURY DIVISION

(EIS / ERNEIS)

EARNED INCOME SUMMARY  
11/01/07 THROUGH 11/30/07  
SORT KEYS ARE FUND ICC# MATD  
FUND: 54 RDA SERIES 2007

PAGE: 15  
RUN: 01/02/08 15:10:50

| INV NO.   | PURCHASE DATE | COUPON RATE | DESCRIPTION     | TICKER / MATURITY DATE | SHARES / SCHEDULED PAR VALUE | SCHEDULED ORIG. COST | YIELD/ 365 | DATE SOLD/MAT | INCOME RECEIVED THIS PER | TOTAL/NET EARNINGS |
|---|---------------|-------------|-----------------|------------------------|------------------------------|----------------------|------------|---------------|--------------------------|--------------------|
| 35386   | 11/08/07      | 5.0500      | SERIES 2007-RDA | 12/01/07               | 145,305,000.00               | 145,305,000.00       | 5.050      |               |                          | 462,388.38         |
| SUBTOTAL (ICC#) 99 PASSBOOK & STATE 12.16%(C) 1 DAYS 145,305,000.00 145,305,000.00 5.050 .00 462,388.38 |               |             |                 |                        |                              |                      |            |               |                          |                    |
| SUBTOTAL (FUND) 54 RDA SERIES 2007 - ASSETS 1 DAYS 145,305,000.00 145,305,000.00 .00 462,388.38         |               |             |                 |                        |                              |                      |            |               |                          |                    |
| SUBTOTAL (FUND) 54 RDA SERIES 2007 - NET 145,305,000.00 145,305,000.00 .00 462,388.38                   |               |             |                 |                        |                              |                      |            |               |                          |                    |
| FUND STATISTICS   |               |             | ASSETS          | LIABILITIES            |                              |                      |            |               |                          |                    |
| -----   |               |             |                 |                        |                              |                      |            |               |                          |                    |
| AVERAGE DAILY INVESTMENT BALANCE  |               |             |                 | :                      | 111,400,500.00               |                      |            |               |                          |                    |
| EARNED INTEREST YIELD THIS PERIOD   |               |             |                 | :                      | 5.050 .000                   |                      |            |               |                          |                    |
| WEIGHTED AVG YIELD AT END OF PERIOD   |               |             |                 | :                      | 5.050 .000                   |                      |            |               |                          |                    |
| TOTAL INTEREST EARNED FOR FUTURE RECEIPT:   |               |             |                 | :                      | 462,388.38                   |                      |            |               |                          |                    |
| -----   |               |             |                 |                        |                              |                      |            |               |                          |                    |
| GRAND TOTAL   |               |             | 100.00%(C)      | 455 DAYS               | 1200388879.96                | 1195174249.19        | 4.813      |               | 3,747,077.48             | 4,517,893.68       |

