

Memorandum

TO: HONORABLE MAYOR AND
 CITY COUNCIL

FROM: Scott P. Johnson

SUBJECT: JULY 2006 INVESTMENT
 REPORT

DATE: August 31, 2006

Approved

Ray Winter

Date

8/31/06

INFORMATION

This report summarizes the investment activity for the month ending July 31, 2006. The information presented below highlights the investment activity for July 2006 as well as provides a comparison to the months of June 2006 and July 2005.

INVESTMENT SUMMARY

For the Month Ended	<u>July 2006</u>	<u>June 2006</u>	<u>July 2005</u>
<u>Total Portfolio</u>			
Portfolio Value ^{(1) (2)}	\$1,205,516,568.94	\$1,232,162,337.83	\$1,221,514,006.32
Earned Interest Yield	4.079%	4.082%	3.138%
Dollar-weighted average days to maturity	322	327	406
<u>Portfolio Fund 1</u>			
Portfolio Value ^{(1) (2)}	\$1,203,199,946.71	\$1,227,120,084.97	\$1,117,977,475.89
Earned Interest Yield	4.074%	4.064%	3.096%
Dollar-weighted average days to maturity	322	329	443
<u>Total Portfolio Income Recognized</u>			
For the month	\$4,224,581.84	\$3,936,912.05	\$3,286,569.42
Fiscal year to date	\$4,224,581.84	\$39,961,992.26	\$3,286,569.42

¹Reflects book value (principal plus any purchased interest costs) of investments.

²Total excludes \$665,795,400 in bond proceeds held by trustees for the City of San José (\$571,194,628) and the Redevelopment Agency (\$94,600,772).

EXCEPTIONS AND VIOLATIONS

There were no exceptions or violations outstanding for the month ended July 31, 2006.

COMPARISON OF PORTFOLIO INVESTMENT EARNINGS TO THE FY 2006-07 BUDGET

Below is a comparison of actual investment earnings on an accrual basis to the fiscal year 2006-07 budget. Monthly budgeted earnings apportionments for the City funds are based upon historical cash balance averages. As reported in the Notes to the General Purpose Financial Statements in the City's Comprehensive Annual Financial Report (CAFR), annual budgets are not prepared for some funds (for example, Nonexpendable Trust Funds, Repair and Demolition Fund, etc). The City's budgets for the General Fund, Special Funds and Capital Improvement Programs reflect annualized investment income earnings of \$17.7 million. The following schedule reflects the investment earnings of only the budgeted City funds participating in investment portfolio fund 1.

The Redevelopment Agency reported that its information for projected annualized investment income earnings for Fiscal Year 2006-07 is pending the approval of its budget by the Agency's Board in mid-September 2006.

BUDGET COMPARISON			
<u>Investment Earnings</u>	<u>General Fund</u>	<u>Other City Funds</u>	<u>Redevelopment Agency</u>
<i><u>July 2006</u></i>			
Budget	\$572,124	\$ 931,348	\$ N/A
Actual	<u>819,930</u>	<u>1,428,883</u>	<u>108,823</u>
Variance	247,806	497,535	
<i><u>Fiscal Year to Date</u></i>			
Budget	\$572,124	\$ 931,348	\$ N/A
Actual	<u>819,930</u>	<u>1,428,883</u>	<u>108,823</u>
Variance	247,806	497,535	

MUNICIPAL BONDS

No municipal bonds were purchased during the month of July 2006.

HONORABLE MAYOR AND CITY COUNCIL

August 31, 2006

Subject: July 2006 Investment Report

Page 3

EXHIBITS

Exhibit A provides graphs of the portfolio composition, cash balances by fund types, monthly comparison of cash balances by fund type, portfolio maturity trend and yield trend comparisons. Also attached are the following data reports for the month of July 2006: Earned Interest Summary, Broker Distribution and Investment Inventory with Market Value reports.


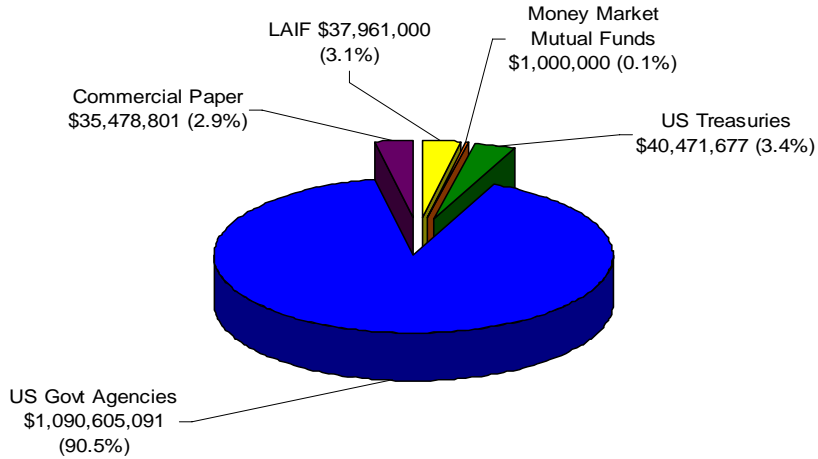

SCOTT P. JOHNSON
Director, Finance

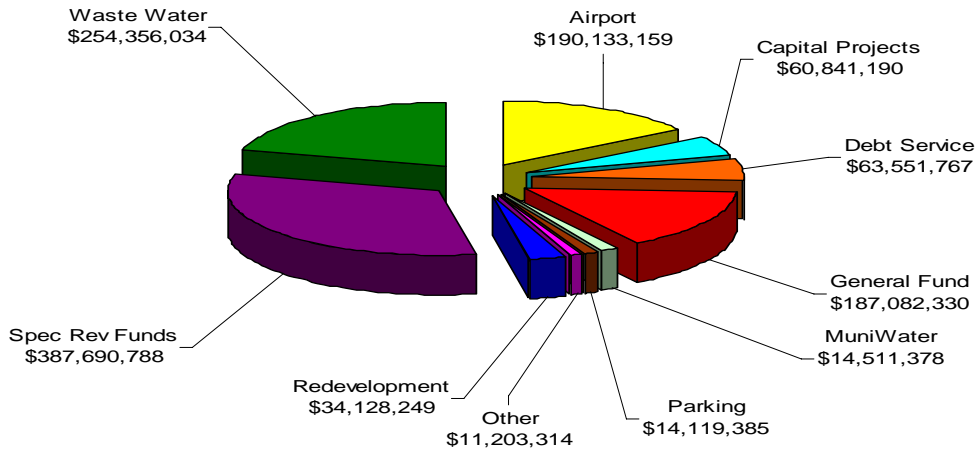
EXHIBIT A

Portfolio Composition as of July 31, 2006 Portfolio Size: \$1,205,516,569



The above graph depicts the portfolio composition as of the end of the reporting month, displaying the dollar value of the investment types to the total portfolio.

Cash Balances by Fund Type as of July 31, 2006

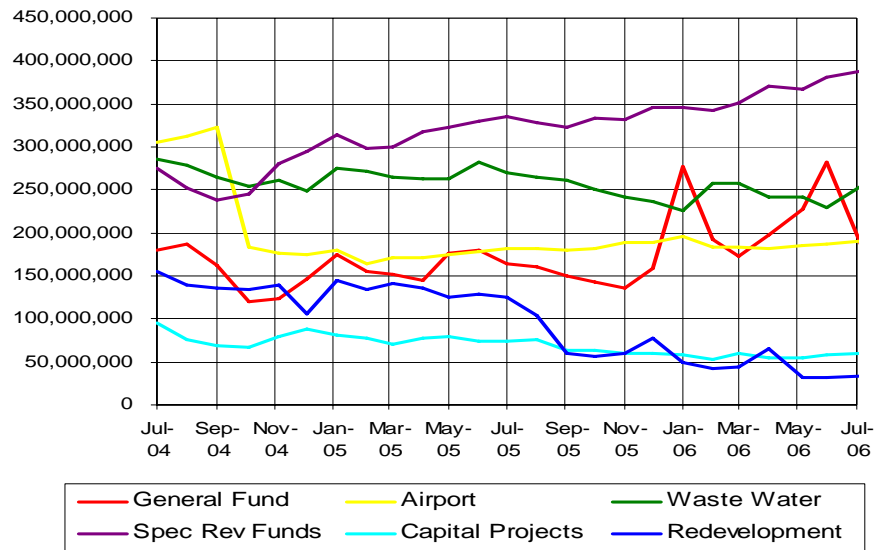


The above graph reflects the reconciliation of total balances reported by the investment program's investment accounting system compared to the City's Financial Management System (FMS):

Total Portfolio	\$1,205,516,569
Deposit-in-Transit, Outstanding Checks *	<u>12,101,025</u>
Cash Balance Total	\$1,217,617,594

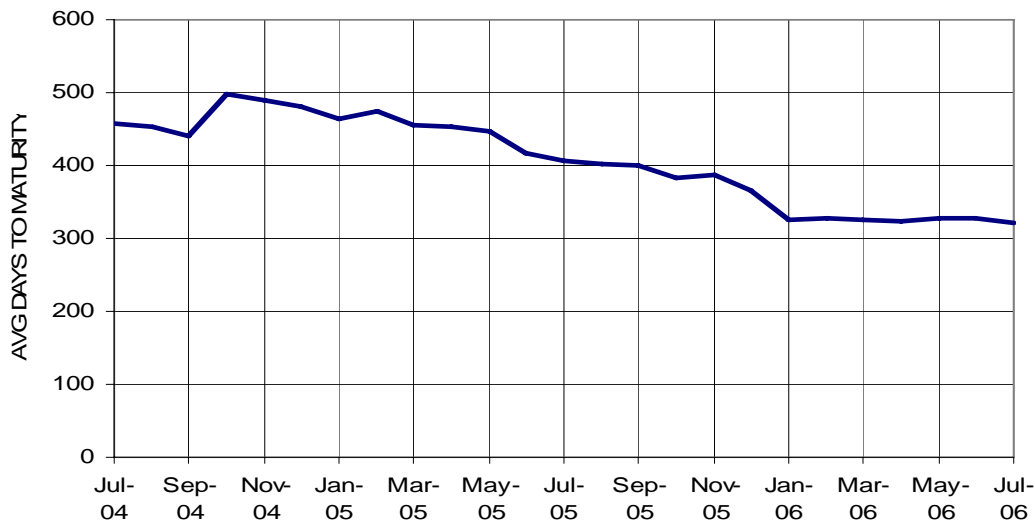
*Reflects timing differences between when deposits are made and accounting for proceeds in FMS or when checks are written and not yet cashed by the receiving party.

Monthly Comparison of Balances by Fund Type
July 2004 through July 2006



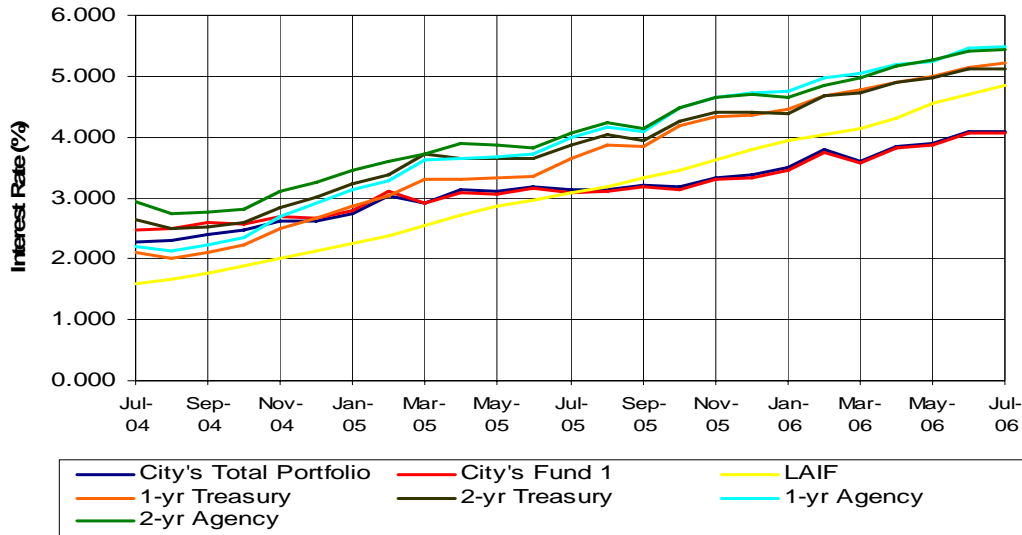
The above graph compares the monthly total balances of selected City funds as reported by the City's Financial Management System (FMS).

Maturity Trend
July 2004 through July 2006



This graph provides the historical monthly dollar-weighted average days to maturity of the portfolio for each month for the past two years.

Average Yield Trend Comparisons *July 2004 through July 2006*



This graph compares the earned interest yield of the City's total investment portfolio and investment portfolio fund 1 (pooled funds) with the monthly average yields for the same period of the State of California Local Agency Investment Fund (LAIF) and of the one-year and two-year U.S. Treasury and U.S. Government Agency securities.

CITY OF SAN JOSE
TREASURY DIVISION

(EIS / ERNEIS)

EARNED INCOME SUMMARY

07/01/06 THROUGH 07/31/06

SORT KEYS ARE FUND ICC# MATD

FUND: 1 INVESTMENT FUNDS

PAGE: 1

RUN: 08/08/06 09:02:34

INV NO.	PURCHASE DATE	COUPON RATE	DESCRIPTION	TICKER / MATURITY DATE	SHARES / SCHEDULED PAR VALUE	SCHEDULED ORIG. COST	YIELD/ 365	DATE SOLD/MAT	INCOME RECEIVED THIS PER	TOTAL/NET EARNINGS
33733	12/12/03	2.3750	USTN-UBC	08/15/06	5,000,000.00	5,007,226.56	2.337			9,939.90
33734	12/15/03	2.3750	USTN-UBS	08/15/06	5,000,000.00	5,021,093.75	2.227			9,497.84
33738	12/16/03	2.3750	USTN-BOCM	08/15/06	5,000,000.00	5,020,703.13	2.230			9,509.60
33735	12/15/03	2.6250	USTN-GILFD	11/15/06	10,000,000.00	10,076,562.50	2.324			19,886.28
33748	12/18/03	2.6250	USTN-CSFB	11/15/06	5,000,000.00	5,040,234.38	2.309			9,883.03
33747	12/18/03	3.0000	USTN-MISCH	11/15/07	5,000,000.00	5,046,875.00	2.711			11,618.27
33750	12/19/03	3.0000	USTN-BOCM	11/15/07	5,089,000.00	5,136,113.01	2.714			11,837.31
SUBTOTAL (ICC#) 12 TREASURY NOTES				3.35%(C)	164 DAYS	40,089,000.00	40,348,808.33	2.398	.00	82,172.23
34513	10/06/05	3.2500	FHLB-MISCH	07/21/06	5,000,000.00	4,959,000.00	4.370	MATURED	122,250.00	11,875.00
34062	11/16/04	2.4300	FHLB-WF	08/11/06	5,000,000.00	4,951,600.00	2.971			12,495.30
33850	03/22/04	2.3750	FHLB-UBC	08/15/06	920,000.00	929,890.00	1.862			1,470.85
33862	04/01/04	2.3750	FHLB-MISCH	08/15/06	2,250,000.00	2,267,916.03	1.979			3,811.80
34122	01/07/05	3.5000	FHLB-FTB	08/15/06	5,000,000.00	5,015,750.00	3.227			13,748.71
33795	02/17/04	2.5000	FHLB-CALL-WF	08/17/06	5,000,000.00	4,999,218.75	2.460			10,443.21
34438	07/28/05	4.0000	FHLB-WF	08/18/06	3,000,000.00	2,998,680.00	3.968			10,106.02
34550	11/03/05	4.0000	FHLB-WF	08/18/06	16,370,000.00	16,301,835.32	4.471			61,903.84
34326	05/11/05	3.3700	FHLB-CITIG	08/28/06	5,000,000.00	4,978,400.00	3.655			15,454.33
34554	11/07/05	3.5000	FHLB-UBS	09/08/06	4,745,000.00	4,701,535.80	4.572			18,257.25
34556	11/07/05	4.3500	FHLB-BA	09/12/06	5,000,000.00	4,988,850.00	4.542			19,243.61
33836	03/15/04	2.0000	FHLB-CALL-BOCM	09/15/06	5,000,000.00	4,989,000.00	2.055			8,706.42
33898	05/14/04	2.8750	FHLB-UBC	09/15/06	5,000,000.00	4,974,713.70	3.052			12,897.05
34034	10/21/04	2.8750	FHLB-WF	09/15/06	5,000,000.00	5,023,200.00	2.565			10,942.86
34047	10/28/04	2.8750	FHLB-MISCH	09/15/06	5,000,000.00	5,017,850.00	2.622			11,173.71
34123	01/07/05	3.1250	FHLB-MISCH	09/15/06	5,000,000.00	4,984,900.00	3.255			13,780.75
34135	01/10/05	3.1250	FHLB-GILFD	09/15/06	6,100,000.00	6,079,788.87	3.274			16,907.51
34367	06/16/05	3.7500	FHLB-GILFD	09/29/06	5,000,000.00	4,992,553.50	3.801			16,116.16
34635	01/06/06	3.7500	FHLB-GILFD	09/29/06	5,285,000.00	5,251,387.40	4.581			20,432.87
34653	01/24/06	3.7500	FHLB-BA	09/29/06	5,000,000.00	4,969,100.00	4.618			19,487.50
34098	12/15/04	2.6250	FHLB-GILFD	10/16/06	5,000,000.00	4,958,343.99	3.055			12,864.87
34137	01/12/05	2.6250	FHLB-CITIG	10/16/06	5,000,000.00	4,938,550.00	3.315			13,904.72
34366	06/16/05	3.8750	FHLB-JPM	10/23/06	5,000,000.00	4,999,525.15	3.809			16,175.64
34636	01/09/06	2.2600	FHLB-BA	10/27/06	2,500,000.00	2,453,625.00	4.630			9,648.63
33644	10/30/03	2.5650	FHLB-BOCM	10/30/06	5,000,000.00	5,000,000.00	2.517			10,687.50
34548	11/03/05	4.5000	FHLB-GILFD	11/01/06	5,000,000.00	4,996,100.00	4.497			19,083.06
33769	01/15/04	2.7500	FHLB-GILFD	11/15/06	5,000,000.00	5,047,948.97	2.338			10,022.19
33783	01/21/04	2.7500	FHLB-CSFB	11/15/06	5,000,000.00	5,047,650.00	2.338			10,022.82
33899	05/14/04	2.7500	FHLB-UBC	11/15/06	5,000,000.00	4,939,776.15	3.217			13,498.71
34099	12/15/04	3.1250	FHLB-CSFB	11/15/06	3,060,000.00	3,056,634.00	3.127			8,117.81
34345	05/27/05	4.1250	FHLB-ZFNB	11/15/06	5,000,000.00	5,021,633.40	3.737			15,938.64
34637	01/09/06	3.1250	FHLB-BA	11/15/06	3,700,000.00	3,653,306.00	4.610			14,304.81
34194	02/18/05	3.0000	FHLB-UBS	11/16/06	5,000,000.00	4,954,200.00	3.501			14,732.39
34632	01/05/06	3.0750	FHLB-WF	11/21/06	5,000,000.00	4,933,390.00	4.598			19,265.34

CITY OF SAN JOSE
TREASURY DIVISION

(EIS / ERNEIS)

EARNED INCOME SUMMARY

07/01/06 THROUGH 07/31/06

SORT KEYS ARE FUND ICC# MATD

FUND: 1 INVESTMENT FUNDS

PAGE: 2

RUN: 08/08/06 09:02:34

INV NO.	PURCHASE DATE	COUPON RATE	DESCRIPTION	TICKER / MATURITY DATE	SHARES / SCHEDULED PAR VALUE	SCHEDULED ORIG. COST	YIELD/ 365	DATE SOLD/MAT	INCOME RECEIVED THIS PER	TOTAL/NET EARNINGS
34641	01/11/06	3.0500	FHLB-BA	11/27/06	2,500,000.00	2,465,100.00	4.650			9,735.11
34328	05/12/05	4.5000	FHLB-CITIG	11/28/06	5,000,000.00	5,048,700.00	3.750			16,077.97
34633	01/05/06	3.2000	FHLB-GILFD	11/29/06	2,800,000.00	2,765,028.00	4.587			10,771.95
34642	01/11/06	3.2000	FHLB-BA	11/29/06	2,875,000.00	2,838,343.75	4.644			11,195.68
34370	06/17/05	3.7500	FHLB-GILFD	11/30/06	5,000,000.00	4,992,309.50	3.791			16,073.97
34655	01/24/06	3.8750	FHLB-GILFD	12/01/06	5,000,000.00	4,966,435.00	4.621			19,491.54
33774	01/15/04	2.3100	FHLB-FTB	12/22/06	5,000,000.00	4,982,623.85	2.393			10,127.48
34630	01/05/06	3.8000	FHLB-GILFD	12/22/06	5,000,000.00	4,962,150.00	4.550			19,176.21
33539	07/09/03	2.0000	FHLB-BOCM	01/09/07	5,000,000.00	5,000,000.00	1.962		50,000.00	8,333.33
33770	01/16/04	2.0000	FHLB-FTB	01/09/07	5,000,000.00	4,929,600.00	2.469		50,000.00	10,337.37
34684	02/16/06	3.4500	FHLB-BA	01/10/07	4,200,000.00	4,145,736.00	4.881		57,960.00	17,203.61
34275	04/19/05	2.1250	FHLB-FTB	01/16/07	4,000,000.00	3,891,880.00	3.735		42,500.00	12,345.07
34564	11/15/05	4.0000	FHLB-CSFB	01/23/07	5,000,000.00	4,959,100.00	4.651		100,000.00	19,588.09
34654	01/24/06	4.6250	FHLB-GILFD	01/23/07	10,000,000.00	9,993,750.00	4.603		229,965.28	39,073.95
33775	01/16/04	2.6500	FHLB-FTB	02/06/07	5,000,000.00	5,022,750.00	2.440			10,410.28
33824	02/20/04	2.8750	FHLB-WF	02/15/07	2,550,000.00	2,579,019.00	2.413			5,284.83
34233	03/24/05	3.3750	FHLB-GILFD	02/15/07	4,420,000.00	4,363,930.97	4.031			14,939.39
34251	04/06/05	4.8750	FHLB-UBC	02/15/07	5,340,000.00	5,426,561.40	3.851			17,747.57
34263	04/13/05	3.3750	FHLB-GILFD	02/15/07	2,000,000.00	1,980,129.40	3.889			6,540.29
34323	05/10/05	3.3750	FHLB-UBC	02/15/07	3,000,000.00	2,972,730.00	3.860			9,746.12
34567	11/15/05	5.3750	FHLB-UBC	02/15/07	5,000,000.00	5,040,650.00	4.587			19,638.40
34631	01/05/06	2.8750	FHLB-GILFD	02/15/07	4,000,000.00	3,925,080.00	4.591			15,303.83
34689	02/23/06	4.8000	FHLB-BA	02/15/07	1,830,000.00	1,827,560.00	4.880			7,574.25
34784	05/05/06	2.8750	FHLB-BA	02/15/07	10,000,000.00	9,882,288.89	5.200			43,642.25
34797	05/16/06	3.6250	FHLB-LB	02/15/07	8,321,000.00	8,298,227.04	5.150			36,298.60
34785	05/05/06	2.6250	FHLB-LB	02/16/07	10,000,000.00	9,855,875.00	5.207			43,585.80
34707	03/08/06	3.3750	FHLB-BA	02/23/07	570,000.00	561,852.56	5.011			2,391.24
34711	03/14/06	3.3750	FHLB-BA	02/23/07	220,000.00	217,067.13	4.992			920.33
34781	05/04/06	3.3750	FHLB-BA	02/23/07	205,000.00	203,314.13	5.195			897.11
34691	02/27/06	4.8750	FHLB-BA	02/27/07	17,255,000.00	17,238,090.10	4.886			71,534.63
34706	03/07/06	4.8750	FHLB-BA	02/27/07	3,430,000.00	3,428,676.59	4.963			14,452.61
33827	02/27/04	2.8350	FHLB-BOCM	02/28/07	5,540,000.00	5,558,226.60	2.663			12,573.18
34699	03/02/06	4.8750	FHLB-MISCH	03/01/07	5,000,000.00	4,995,272.88	4.896			20,772.75
34696	03/02/06	5.0000	FHLB-CALL-WF	03/02/07	5,000,000.00	5,000,000.00	4.906			20,833.33
33838	03/11/04	2.4000	FHLB-GILFD	03/16/07	1,390,000.00	1,399,235.52	2.120			2,519.73
34050	11/03/04	2.4500	FHLB-GILFD	03/23/07	5,385,000.00	5,323,251.81	2.918			13,194.60
34272	04/19/05	2.4500	FHLB-MISCH	03/23/07	5,000,000.00	4,878,300.00	3.759			15,574.91
34278	04/20/05	2.4500	FHLB-MISCH	03/23/07	5,000,000.00	4,873,850.00	3.812			15,779.07
34305	05/02/05	2.2150	FHLB-GILFD	04/16/07	3,925,000.00	3,800,333.76	3.922		43,469.38	12,657.57
34324	05/10/05	2.7800	FHLB-MISCH	04/16/07	5,000,000.00	4,893,418.36	3.913			16,263.27
34701	03/03/06	4.2500	FHLB-WF	04/16/07	5,000,000.00	4,958,800.00	4.946			20,831.08
34730	03/30/06	4.2500	FHLB-GILFD	04/16/07	5,000,000.00	4,956,600.00	5.043			21,230.33
34247	04/04/05	2.4200	FHLB-MISCH	04/23/07	2,000,000.00	1,938,480.00	3.996			6,579.56
34796	05/16/06	4.0000	FHLB-GILFD	04/25/07	10,000,000.00	9,909,133.33	5.184			43,624.61

CITY OF SAN JOSE
TREASURY DIVISION

(EIS / ERNEIS)

EARNED INCOME SUMMARY

07/01/06 THROUGH 07/31/06

SORT KEYS ARE FUND ICC# MATD

FUND: 1 INVESTMENT FUNDS

PAGE: 3

RUN: 08/08/06 09:02:34

INV NO.	PURCHASE DATE	COUPON RATE	DESCRIPTION	TICKER / MATURITY DATE	SHARES / SCHEDULED PAR VALUE	SCHEDULED ORIG. COST	YIELD/ 365	DATE SOLD/MAT	INCOME RECEIVED THIS PER	TOTAL/NET EARNINGS
34728	03/28/06	4.5000	FHLB-CITIG	05/11/07	5,000,000.00	4,969,750.00	4.985			21,042.79
33788	01/22/04	2.6250	FHLB-MISCH	05/15/07	5,000,000.00	4,994,650.00	2.611			11,074.68
33896	05/13/04	3.1250	FHLB-UBC	05/15/07	5,000,000.00	4,943,070.30	3.485			14,629.60
34124	01/07/05	3.5000	FHLB-WF	05/15/07	3,790,000.00	3,791,497.05	3.416			11,000.08
34248	04/04/05	4.8750	FHLB-WF	05/15/07	2,080,000.00	2,116,664.16	3.880			6,975.83
34304	05/02/05	3.5000	FHLB-JPM	05/15/07	5,000,000.00	4,960,400.00	3.854			16,235.55
34770	04/24/06	3.5000	FHLB-BA	05/15/07	1,870,000.00	1,837,966.90	5.142			8,026.76
34619	12/29/05	3.2500	FHLB-CITIG	05/17/07	3,525,000.00	3,457,989.75	4.654			13,668.54
34350	06/02/05	3.8750	FHLB-GILFD	06/08/07	5,000,000.00	5,012,968.50	3.664			15,599.62
34382	06/23/05	3.8750	FHLB-ZFNB	06/08/07	10,000,000.00	10,005,400.00	3.772			32,057.54
33840	03/12/04	2.4000	FHLB-MISCH	06/19/07	2,500,000.00	2,510,536.14	2.217			4,726.44
33778	01/20/04	2.9700	FHLB-MISCH	08/06/07	5,000,000.00	5,034,150.00	2.703			11,556.87
34823	06/02/06	4.7500	FHLB-GILFD	08/08/07	5,000,000.00	5,041,418.06	5.200			22,263.77
34834	06/08/06	4.7500	FHLB-GILFD	08/08/07	5,000,000.00	5,047,076.39	5.173			22,174.89
34839	06/16/06	4.7500	FHLB-GILFD	08/08/07	5,000,000.00	5,044,454.17	5.323			22,806.38
33651	10/15/03	3.7500	FHLB-WF	08/15/07	5,000,000.00	5,107,300.00	3.054			13,249.07
33670	11/04/03	3.1250	FHLB-WF	08/15/07	5,000,000.00	4,977,700.00	3.198			13,521.77
33694	11/20/03	3.1250	FHLB-BOCM	08/15/07	5,850,000.00	5,862,694.50	3.002			14,945.86
33700	11/21/03	3.1250	FHLB-WF	08/15/07	5,000,000.00	5,002,450.00	3.052			12,965.10
33776	01/16/04	3.1250	FHLB-WF	08/15/07	1,500,000.00	1,518,975.00	2.679			3,456.19
34581	11/29/05	4.2500	FHLB-GILFD	08/15/07	5,000,000.00	4,966,400.00	4.594			19,377.56
34580	11/29/05	4.2500	FHLB-GILFD	09/14/07	10,000,000.00	9,928,890.00	4.600			38,787.33
33696	12/17/03	3.2500	FHLB-WF	09/17/07	5,000,000.00	5,000,000.00	3.189			13,541.67
34825	06/02/06	3.3750	FHLB-LB	10/05/07	5,000,000.00	4,899,812.50	5.287			22,002.30
34579	11/29/05	2.7700	FHLB-UBC	10/15/07	5,000,000.00	4,831,350.00	4.673			19,174.00
33695	11/20/03	3.5000	FHLB-CITIG	11/15/07	5,000,000.00	5,063,200.00	3.078			13,237.73
34153	01/21/05	3.5000	FHLB-JPM	11/15/07	10,000,000.00	9,983,164.79	3.500			29,674.35
33819	03/18/04	3.3000	FHLB-CALL-WF	12/18/07	5,000,000.00	5,000,000.00	3.238			13,750.00
34832	06/06/06	3.1000	FHLB-GILFD	12/24/07	1,000,000.00	967,480.00	5.312			4,364.46
33841	03/29/04	2.7500	FHLB-WF	12/28/07	2,000,000.00	2,000,000.00	2.698			4,583.34
33854	03/29/04	3.0000	FHLB-CALL-WF	12/28/07	5,000,000.00	5,000,000.00	2.944			12,500.00
34127	01/14/05	4.0000	FHLB-CALL-JPM	01/14/08	5,000,000.00	5,000,000.00	3.925		100,000.00	16,666.66
34180	02/02/05	4.0000	FHLB-CALL-JPM	01/28/08	5,000,000.00	4,997,550.00	3.943		100,000.00	16,736.35
34884	07/28/06	4.6250	FHLB-UBC	02/01/08	3,450,000.00	3,504,026.52	4.140			1,589.72
34840	06/16/06	3.8750	FHLB-GILFD	02/15/08	10,525,000.00	10,400,809.32	5.353			47,284.43
34869	07/06/06	3.8750	FHLB-GILFD	02/15/08	2,785,000.00	2,754,551.83	5.455			10,704.25
34866	07/06/06	3.2700	FHLB-WF	02/22/08	1,000,000.00	976,233.83	5.514			3,834.63
34870	07/06/06	4.0000	FHLB-GILFD	03/10/08	5,000,000.00	4,938,294.44	5.469			19,239.46
34837	06/15/06	4.3000	FHLB-LB	05/12/08	3,800,000.00	3,735,809.13	5.401			17,137.83
33789	01/22/04	2.6250	FHLB-GILFD	05/15/08	5,000,000.00	4,902,886.35	3.086			12,848.94
33790	01/22/04	2.6250	FHLB-WF	05/15/08	1,000,000.00	980,339.00	3.092			2,574.48
33549	07/22/03	3.1000	FHLB-CALL-WF	07/22/08	15,000,000.00	15,000,000.00	3.042		232,500.00	38,750.00
33564	07/23/03	3.2000	FHLB-CALL-WF	07/23/08	10,000,000.00	10,000,000.00	3.140		160,000.00	26,666.67
33894	05/10/04	3.7500	FHLB-GILFD	08/15/08	5,000,000.00	4,916,389.56	4.140			17,288.62

CITY OF SAN JOSE
TREASURY DIVISION

(EIS / ERNEIS)

EARNED INCOME SUMMARY

07/01/06 THROUGH 07/31/06

SORT KEYS ARE FUND ICC# MATD

FUND: 1 INVESTMENT FUNDS

PAGE: 4

RUN: 08/08/06 09:02:34

INV NO.	PURCHASE DATE	COUPON RATE	DESCRIPTION	TICKER / MATURITY DATE	SHARES / SCHEDULED PAR VALUE	SCHEDULED ORIG. COST	YIELD/ 365	DATE SOLD/MAT	INCOME RECEIVED THIS PER	TOTAL/NET EARNINGS
33801	01/29/04	3.6250	FHLB-CSFB	11/14/08	5,200,000.00	5,215,184.00	3.486			15,439.51
33675	11/28/03	4.1000	FHLB-CALL-FTB	11/28/08	5,000,000.00	5,000,000.00	4.023			17,083.33
33717	12/16/03	4.0000	FHLB-CALL-CITIG	12/16/08	5,000,000.00	5,000,000.00	3.925			16,666.67
34207	02/25/05	3.8750	FHLB-WF	02/13/09	5,000,000.00	4,963,550.00	4.015			16,925.66
33796	02/27/04	4.0000	FHLB-CALL-CITIG	02/27/09	5,000,000.00	5,000,000.00	3.925			16,666.67
33987	09/10/04	4.0000	FHLB-CALL-MISCH	02/27/09	5,000,000.00	4,989,050.00	3.982			16,874.79
33865	04/30/04	4.1250	FHLB-CALL-WF	04/30/09	3,005,000.00	3,005,000.00	4.047			10,329.69
33866	04/30/04	4.1500	FHLB-CALL-WF	04/30/09	2,000,000.00	2,000,000.00	4.072			6,916.67
34865	07/13/06	6.0000	FHLB-CALL-UBC	07/13/10	5,000,000.00	5,000,000.00	5.763			15,000.00
34755	04/28/06	6.0000	FHLB-CALL-UBC	04/28/11	5,000,000.00	4,998,750.00	5.894			25,021.22
34767	04/28/06	6.0000	FHLB-CALL-CITIG	04/28/11	5,000,000.00	5,000,000.00	5.887			25,000.00
34771	05/25/06	6.0000	FHLB-CALL-GILFD	05/25/11	5,000,000.00	5,000,000.00	5.887			25,000.00
34824	06/20/06	6.0000	FHLB-CALL-GILFD	06/20/11	5,000,000.00	5,000,000.00	5.887			25,000.00
SUBTOTAL (ICC#) 22 FEDERAL HOME LOA 54.32%(C) 348 DAYS 657,566,000.00 654,822,185.79 3.987 1,288,644.66 2,206,611.05										
33663	10/28/03	2.7500	FNMA-WF	10/24/06	5,000,000.00	5,000,000.00	2.698			11,458.33
33859	03/30/04	2.5000	FNMA-MISCH	11/28/06	2,965,000.00	2,995,266.68	2.049			5,212.79
33847	03/18/04	2.2500	FNMA-GILFD	12/12/06	5,000,000.00	5,021,405.20	2.043			8,710.77
33711	12/15/03	3.0700	FNMA-CALL-CITIG	12/15/06	5,000,000.00	5,000,000.00	3.012			12,791.67
33715	12/15/03	3.0700	FNMA-CALL-UBC	12/15/06	5,000,000.00	5,000,000.00	3.012			12,791.67
33772	01/16/04	2.4500	FNMA-UBS	12/19/06	5,000,000.00	4,999,100.00	2.410			10,234.46
33767	01/15/04	2.1000	FNMA-GILFD	12/26/06	5,000,000.00	4,954,150.00	2.393			10,070.96
33849	03/22/04	2.1250	FNMA-UBC	12/29/06	650,000.00	650,266.50	2.069			1,142.88
33677	11/10/03	3.2000	FNMA-UBC	01/24/07	5,000,000.00	5,000,000.00	3.140	80,000.00		13,333.33
34002	09/28/04	3.3750	FNMA-GILFD	09/07/07	5,000,000.00	4,996,875.00	3.335			14,152.70
33785	01/22/04	2.6200	FNMA-UBS	01/02/08	5,000,000.00	4,929,750.00	2.968	65,500.00		12,427.95
33665	10/29/03	3.2500	FNMA-WF	03/17/08	5,500,000.00	5,469,640.00	3.333			15,483.69
33786	01/22/04	3.2500	FNMA-GILFD	03/17/08	5,000,000.00	5,032,377.11	3.013			12,879.61
33545	06/30/03	2.7500	FNMA-UBC	06/30/08	15,000,000.00	15,000,000.00	2.698			34,375.00
33797	01/29/04	3.2500	FNMA-BOCM	08/15/08	5,000,000.00	5,019,150.00	3.093			13,184.05
33798	01/29/04	3.3750	FNMA-MISCH	12/15/08	5,000,000.00	5,018,400.00	3.224			13,742.41
33800	01/29/04	3.3750	FNMA-CITIG	12/15/08	5,000,000.00	4,955,900.00	3.523			14,829.67
33877	04/29/04	4.0000	FNMA-WF	04/29/09	5,000,000.00	5,000,000.00	3.925			16,666.67
33983	09/30/04	4.5000	FNMA-CALL-GILFD	09/30/09	4,795,000.00	4,794,250.78	4.419			17,993.97
SUBTOTAL (ICC#) 23 FEDERAL NAT MORT 8.20%(C) 501 DAYS 98,910,000.00 98,836,531.27 2.996 145,500.00 251,482.58										
34138	01/12/05	2.3750	FFCB-UBC	10/02/06	5,000,000.00	4,923,556.15	3.269			13,669.34
34035	10/21/04	2.6250	FFCB-GILFD	10/20/06	5,000,000.00	4,992,657.34	2.653			11,249.74
34712	03/15/06	2.7000	FFCB-CITIG	11/24/06	5,000,000.00	4,922,400.00	4.956			20,720.86
33730	12/11/03	2.9000	FFCB-MISCH	12/11/06	5,000,000.00	5,018,700.00	2.711			11,554.41
33782	01/21/04	2.7500	FFCB-WF	12/18/06	4,315,000.00	4,354,698.00	2.360			8,729.76
34151	01/21/05	3.3750	FFCB-GILFD	01/05/07	5,000,000.00	5,002,525.00	3.284	84,375.00		13,952.87

CITY OF SAN JOSE
TREASURY DIVISION

(EIS / ERNEIS)

EARNED INCOME SUMMARY

07/01/06 THROUGH 07/31/06

SORT KEYS ARE FUND ICC# MATD

FUND: 1 INVESTMENT FUNDS

PAGE: 5

RUN: 08/08/06 09:02:34

INV NO.	PURCHASE DATE	COUPON RATE	DESCRIPTION	TICKER / MATURITY DATE	SHARES / SCHEDULED PAR VALUE	SCHEDULED ORIG. COST	YIELD/ 365	DATE SOLD/MAT	INCOME RECEIVED THIS PER	TOTAL/NET EARNINGS
33851	03/23/04	2.2500	FFCB-UBC	01/16/07	1,550,000.00	1,558,416.50	2.004		17,437.50	2,652.69
34566	11/15/05	3.8000	FFCB-UBC	03/22/07	2,000,000.00	1,975,560.00	4.692			7,873.25
34277	04/20/05	4.0000	FFCB-MISCH	03/28/07	5,000,000.00	5,018,750.00	3.717			15,844.52
34322	05/10/05	4.0000	FFCB-GILFD	03/28/07	5,000,000.00	5,010,164.50	3.809			16,208.00
34565	11/15/05	4.0000	FFCB-UBC	03/28/07	2,030,000.00	2,010,207.50	4.685			7,998.72
34279	04/20/05	3.9000	FFCB-GILFD	04/13/07	5,000,000.00	5,007,147.50	3.749			15,943.53
34281	04/26/05	3.7500	FFCB-WF	04/26/07	5,000,000.00	4,989,500.00	3.792			16,070.89
34157	01/21/05	2.7000	FFCB-WF	09/04/07	2,500,000.00	2,452,325.00	3.443			7,170.95
33853	03/26/04	2.6250	FFCB-CSFB	09/17/07	5,000,000.00	5,042,550.00	2.311			9,898.88
34829	06/06/06	3.1250	FFCB-GILFD	09/17/07	2,752,000.00	2,699,540.38	5.187			11,891.64
33773	02/09/04	3.0000	FFCB-WF	11/09/07	5,000,000.00	5,000,000.00	2.944			12,500.00
33787	01/22/04	3.1000	FFCB-MISCH	12/18/07	5,000,000.00	5,026,800.00	2.889			12,334.06
33856	03/29/04	3.2400	FFCB-CALL-GILFD	03/17/08	3,000,000.00	2,999,062.50	3.188			8,120.05
34126	01/10/05	4.1500	FFCB-CALL-WF	11/30/09	2,150,000.00	2,143,953.13	4.141			7,540.44
SUBTOTAL (ICC#) 27 FEDERAL FARM CRE 6.65%(C) 287 DAYS 80,297,000.00 80,148,513.50 3.407 101,812.50 231,924.60										
33503	06/04/03	2.2500	FHLMC-WF	12/04/06	10,000,000.00	10,000,000.00	2.208			18,750.00
34703	03/06/06	2.3750	FHLMC-BA	02/15/07	5,000,000.00	4,885,477.08	5.007			20,777.19
34765	04/19/06	2.3750	FHLMC-GILFD	02/15/07	5,470,000.00	5,370,239.36	5.139			23,437.11
34708	03/09/06	4.8750	FHLMC-BA	03/15/07	2,125,000.00	2,121,515.00	4.953			8,924.02
34720	03/21/06	4.8750	FHLMC-CITIG	03/15/07	10,000,000.00	9,992,225.00	4.949			41,997.98
34722	03/21/06	4.8750	FHLMC-BA	03/15/07	560,000.00	559,419.00	4.977			2,364.46
34725	03/27/06	3.7500	FHLMC-BA	03/15/07	5,000,000.00	4,947,450.00	4.947			20,788.74
34731	03/30/06	3.7500	FHLMC-GILFD	03/15/07	5,000,000.00	4,945,012.50	5.045			21,187.28
34763	04/19/06	3.7500	FHLMC-BA	03/15/07	10,000,000.00	9,911,116.67	5.100			42,926.66
34773	04/27/06	4.8750	FHLMC-JPM	03/15/07	6,368,000.00	6,387,342.80	5.068			27,494.64
34732	03/30/06	2.7000	FHLMC-CS	03/16/07	5,000,000.00	4,894,050.00	5.069			21,071.08
34721	03/21/06	4.1250	FHLMC-CITIG	04/02/07	5,000,000.00	4,966,258.33	4.956			20,904.21
34733	03/30/06	4.1250	FHLMC-CITIG	04/02/07	3,184,000.00	3,163,217.77	5.057			13,586.95
34788	05/05/06	4.2500	FHLMC-CITIG	04/05/07	5,000,000.00	4,973,908.33	5.151			21,761.46
34715	03/17/06	3.0000	FHLMC-GILFD	04/27/07	3,000,000.00	2,935,710.00	4.977			12,408.85
33517	06/11/03	2.4000	FHLMC-UBC	06/11/07	5,000,000.00	5,000,000.00	2.355			10,000.00
34800	05/22/06	5.3750	FHLMC-CALL-LB	06/18/07	5,000,000.00	5,000,000.00	5.274			22,395.84
34830	06/06/06	3.3750	FHLMC-LB	08/23/07	5,000,000.00	4,934,565.82	5.254			22,020.01
34838	06/16/06	5.0000	FHLMC-GILFD	09/17/07	5,000,000.00	5,035,633.33	5.329			22,792.83
34828	06/06/06	3.2500	FHLMC-GILFD	11/02/07	4,785,000.00	4,672,406.29	5.200			20,635.85
34859	06/28/06	3.2500	FHLMC-GILFD	11/02/07	5,372,000.00	5,237,622.40	5.559			24,727.24
34835	06/08/06	4.5000	FHLMC-GILFD	11/15/07	2,610,000.00	2,617,634.25	5.179			11,513.58
34883	07/28/06	4.5000	FHLMC-BA	11/15/07	3,065,000.00	3,094,040.88	4.219			1,430.71
34831	06/06/06	4.2000	FHLMC-GILFD	11/26/07	2,750,000.00	2,710,253.33	5.257			12,100.10
34860	06/29/06	4.2000	FHLMC-GILFD	12/28/07	5,770,000.00	5,655,157.77	5.568			26,741.58
34868	07/06/06	4.2000	FHLMC-UBC	12/28/07	5,000,000.00	4,905,766.67	5.536			19,345.18
34867	07/06/06	3.2500	FHLMC-GILFD	02/25/08	1,890,000.00	1,843,820.48	5.513			7,240.28

CITY OF SAN JOSE
TREASURY DIVISION

(EIS / ERNEIS)

EARNED INCOME SUMMARY
07/01/06 THROUGH 07/31/06
SORT KEYS ARE FUND ICC# MATD
FUND: 1 INVESTMENT FUNDS

PAGE: 6
RUN: 08/08/06 09:02:34

INV NO.	PURCHASE DATE	COUPON RATE	DESCRIPTION	TICKER / MATURITY DATE	SHARES / SCHEDULED PAR VALUE	SCHEDULED ORIG. COST	YIELD/ 365	DATE SOLD/MAT	INCOME RECEIVED THIS PER	TOTAL/NET EARNINGS
34885	07/28/06	4.7000	FHLMC-BA	04/25/08	1,500,000.00	1,502,327.50	4.174			687.25
33508	05/30/03	2.6500	FHLMC-CALL-WF	05/30/08	5,000,000.00	5,000,000.00	2.600			11,041.67
34821	06/01/06	5.7500	FHLMC-CALL-UBC	05/23/11	5,000,000.00	5,002,638.89	5.654			24,022.31
34780	05/24/06	6.0000	FHLMC-CALL-GILFD	05/24/11	5,000,000.00	5,000,000.00	5.887			25,000.00
SUBTOTAL (ICC#) 30 FED HOME LOAN MO 12.22%(C) 416 DAYS 148,449,000.00 147,264,809.45 4.804 .00 580,075.06										
33768	01/15/04	2.3100	FHLB-WF	12/22/06	5,000,000.00	4,983,030.00	2.390			10,115.74
SUBTOTAL (ICC#) 32 FHLB-QUARTERLY .41%(C) 144 DAYS 5,000,000.00 4,983,030.00 2.390 .00 10,115.74										
34507	10/03/05	4.0300	FFCB-DISC-BA	07/17/06	760,000.00	735,582.68	4.222	MATURED	24,417.32	1,361.24
34638	01/09/06	4.4200	FFCB-DISC-BA	07/17/06	288,000.00	281,316.96	4.588	MATURED	6,683.04	565.76
34667	01/30/06	4.5000	FFCB-DISC-BA	08/17/06	950,000.00	926,368.75	4.679			3,681.25
34591	12/05/05	4.4000	FFCB-DISC-BA	08/29/06	6,888,000.00	6,663,221.60	4.612			26,097.86
SUBTOTAL (ICC#) 42 FFCB DISCOUNT NO .63%(C) 27 DAYS 7,838,000.00 7,589,590.35 4.601 31,100.36 31,706.11										
34845	06/23/06	5.0000	FHLB-DISC-CITIG	07/03/06	3,000,000.00	2,995,833.33	5.076	MATURED	4,166.67	833.33
34846	06/23/06	5.0400	FHLB-DISC-CITIG	07/05/06	3,000,000.00	2,994,960.00	5.119	MATURED	5,040.00	1,680.00
34848	06/23/06	5.1000	FHLB-DISC-CS	07/10/06	6,000,000.00	5,985,550.00	5.183	MATURED	14,450.00	7,650.00
34849	06/23/06	5.1650	FHLB-DISC-CITIG	07/19/06	8,000,000.00	7,970,157.78	5.256	MATURED	29,842.22	20,660.00
34858	06/27/06	5.1200	FHLB-DISC-CITIG	07/24/06	1,000.00	996.16	5.209	MATURED	3.84	3.27
34881	07/24/06	5.1000	FHLB-DISC-CITIG	07/25/06	10,450,000.00	10,448,519.58	5.172	MATURED	1,480.42	1,480.42
34851	06/23/06	5.1100	FHLB-DISC-CITIG	08/01/06	7,000,000.00	6,961,249.17	5.210			30,801.94
34852	06/23/06	5.1200	FHLB-DISC-CITIG	08/04/06	18,000,000.00	17,892,480.00	5.222			79,360.00
34686	02/21/06	4.6900	FHLB-DISC-CSFB	09/01/06	684,000.00	666,890.88	4.877			2,762.41
34606	12/15/05	4.4500	FHLB-DISC-BA	12/01/06	500,000.00	478,306.25	4.716			1,915.97
34601	12/13/05	4.4700	FHLB-DISC-WF	12/07/06	5,000,000.00	4,777,120.83	4.744			19,245.83
34607	12/16/05	4.4400	FHLB-DISC-WF	12/08/06	790,000.00	755,216.30	4.709			3,020.43
SUBTOTAL (ICC#) 43 FHLB DISCOUNT NO 2.62%(C) 27 DAYS 31,974,000.00 31,531,263.43 5.139 54,983.15 169,413.60										
34861	06/30/06	5.2400	FHLMC-DISC-UBC	10/03/06	11,220,000.00	11,064,852.33	5.387			50,627.14
34709	03/09/06	4.7900	FHLMC-DISC-UBS	03/06/07	3,176,000.00	3,023,024.43	5.102			13,100.11
34738	03/30/06	4.8700	FHLMC-DISC-UBS	03/06/07	3,218,000.00	3,069,554.55	5.176			13,495.04
34747	04/07/06	4.9150	FHLMC-DISC-UBC	03/06/07	1,781,000.00	1,700,029.06	5.221			7,537.83
34743	04/06/06	4.8750	FHLMC-DISC-UBS	04/03/07	10,000,000.00	9,509,791.67	5.197			41,979.17
34745	04/06/06	4.8900	FHLMC-DISC-UBS	04/03/07	5,656,000.00	5,377,885.05	5.214			23,816.47
34748	04/11/06	4.9300	FHLMC-DISC-UBS	04/03/07	6,504,000.00	6,186,024.86	5.255			27,611.29
34749	04/12/06	4.9250	FHLMC-DISC-UBS	04/03/07	1,282,000.00	1,219,563.04	5.249			5,436.92
34750	04/13/06	4.9550	FHLMC-DISC-UBS	04/03/07	8,314,000.00	7,907,762.95	5.282			35,474.22
34756	04/18/06	4.9550	FHLMC-DISC-UBS	04/03/07	5,000,000.00	4,759,131.94	5.278			21,334.03
34757	04/18/06	4.9150	FHLMC-DISC-UBS	04/03/07	6,587,000.00	6,272,242.03	5.233			27,878.56

CITY OF SAN JOSE
TREASURY DIVISION

(EIS / ERNEIS)

EARNED INCOME SUMMARY
07/01/06 THROUGH 07/31/06
SORT KEYS ARE FUND ICC# MATD
FUND: 1 INVESTMENT FUNDS

PAGE: 7
RUN: 08/08/06 09:02:34

INV NO.	PURCHASE DATE	COUPON RATE	DESCRIPTION	TICKER / MATURITY DATE	SHARES / SCHEDULED PAR VALUE	SCHEDULED ORIG. COST	YIELD/ 365	DATE SOLD/MAT	INCOME RECEIVED THIS PER	TOTAL/NET EARNINGS
34766	04/19/06	4.9200	FHLMC-DISC-UBS	04/03/07	10,000,000.00	9,523,033.33	5.238			42,366.66
34777	05/01/06	4.9500	FHLMC-DISC-UBS	04/17/07	2,908,000.00	2,767,652.65	5.273			12,395.35
34792	05/12/06	4.9900	FHLMC-DISC-UBS	04/17/07	1,686,000.00	1,606,542.57	5.310			7,244.64
34789	05/09/06	4.9900	FHLMC-DISC-CS	05/01/07	2,224,000.00	2,113,947.21	5.323			9,556.40
SUBTOTAL (ICC#) 44 FHLMC DISCOUNT N 6.31%(C)			218 DAYS		79,556,000.00	76,101,037.67	5.258		.00	339,853.83
34644	01/12/06	4.4500	BA-BANKAMERICA-BA	07/07/06	2,000,000.00	1,956,488.89	4.612	MATURED	43,511.11	1,483.33
SUBTOTAL (ICC#) 52 BA, DOMESTIC			0 DAYS		.00	.00	4.612		43,511.11	1,483.33
34863	07/03/06	5.3500	CP-DISC-FIRST DATA-CITIG	07/05/06	17,904,000.00	17,898,678.53	5.426	MATURED	5,321.47	5,321.47
34864	07/05/06	5.2500	CP-DISC-FIRST DATA-LB	07/06/06	18,170,000.00	18,167,350.21	5.324	MATURED	2,649.79	2,649.79
34847	06/23/06	5.1700	CP-DISC-UBS FIN DEL-LB	07/07/06	17,000,000.00	16,965,820.56	5.252	MATURED	34,179.44	14,648.33
34872	07/07/06	5.2500	CP-DISC-FIRST DATA-LB	07/10/06	623,000.00	622,727.44	5.325	MATURED	272.56	272.56
34873	07/10/06	5.2600	CP-DISC-FIRST DATA-CITIG	07/13/06	2,222,000.00	2,221,026.02	5.335	MATURED	973.98	973.98
34875	07/12/06	5.2400	CP-DISC-UBS AMERICAS-UBS	07/13/06	2,407,000.00	2,406,649.65	5.314	MATURED	350.35	350.35
34879	07/19/06	5.2100	CP-DISC-UBS FIN DEL-LB	07/20/06	12,289,000.00	12,287,221.51	5.283	MATURED	1,778.49	1,778.49
34876	07/17/06	5.2500	CP-DISC-FIRST DATA-CITIG	07/21/06	3,622,000.00	3,619,887.17	5.326	MATURED	2,112.83	2,112.83
34880	07/20/06	5.2200	CP-DISC-UBS FIN DEL-UBS	07/21/06	11,059,000.00	11,057,396.45	5.293	MATURED	1,603.55	1,603.55
34690	02/24/06	4.7500	CP-DISC-UBS-FIN DEL-UBS	07/24/06	6,954,000.00	6,816,368.75	4.913	MATURED	137,631.25	21,103.46
34850	06/23/06	5.2300	CP-DISC-UBS FIN DEL-LB	07/24/06	9,000,000.00	8,959,467.50	5.327	MATURED	40,532.50	30,072.50
34882	07/25/06	5.2200	CP-DISC-INTL LSE FIN-JPM	07/26/06	2,101,000.00	2,100,695.36	5.293	MATURED	304.64	304.64
34871	07/06/06	5.2600	CP-DISC-WFB-WF	08/07/06	3,932,000.00	3,913,615.72	5.358			14,937.23
34886	07/31/06	5.2800	CP-DISC-FIRST DATA-CITIG	08/07/06	6,330,000.00	6,323,501.20	5.359			928.40
34681	02/15/06	4.7400	CP-DISC-UBS FIN DEL-JPM	08/14/06	3,700,000.00	3,612,310.00	4.922			15,102.16
34682	02/15/06	4.7250	CP-DISC-UBS FIN DEL-UBS	08/14/06	10,000,000.00	9,763,750.00	4.907			40,687.50
SUBTOTAL (ICC#) 82 COMMERCIAL PAPER 1.96%(C)			10 DAYS		23,962,000.00	23,613,176.92	5.108		227,710.85	152,847.24
33141	07/02/02	2.4198	WFB MONEY MARKET FUND-01	08/01/06			.000			
SUBTOTAL (ICC#) 97 WFB MONEY MARKET			0 DAYS		.00	.00	.000		.00	.00
32936	01/01/02	4.5273	STATE INVESTMT POOL-CTY	08/01/06	16,896,000.00	16,896,000.00	4.527			68,777.71
33658	10/01/03	4.5273	STATE INVESTMT POOL-RDA	08/01/06	21,065,000.00	21,065,000.00	4.527			76,067.24
SUBTOTAL (ICC#) 99 PASSBOOK & STATE 3.15%(C)			1 DAYS		37,961,000.00	37,961,000.00	4.527		.00	144,844.95
SUBTOTAL (FUND) 1 INVESTMENT FUNDS - ASSETS			322 DAYS		1211602000.00	1203199946.71	4.074		1,893,262.63	4,202,530.32
SUBTOTAL (FUND) 1 INVESTMENT FUNDS - NET					1211602000.00	1203199946.71			1,893,262.63	4,202,530.32

C I T Y O F S A N J O S E
T R E A S U R Y D I V I S I O N

(EIS / ERNEIS)

E A R N E D I N C O M E S U M M A R Y
07/01/06 THROUGH 07/31/06
SORT KEYS ARE FUND ICC# MATD

PAGE: 8
RUN: 08/08/06 09:02:34

INV NO.	PURCHASE DATE	COUPON RATE	DESCRIPTION	TICKER / MATURITY DATE	SHARES / SCHEDULED PAR VALUE	SCHEDULED ORIG. COST	YIELD/ 365	DATE SOLD/MAT	INCOME RECEIVED THIS PER	TOTAL/NET EARNINGS	
34853	06/23/06	4.7600	UST-BILLS-LB	08/31/06	63,488.00	62,908.78	4.871			260.23	
SUBTOTAL (ICC#)		11	TREASURY BILLS	.01%(C)	31	DAYS	63,488.00	62,908.78	4.871	.00	260.23
SUBTOTAL (FUND)		8	EVERGREEN CREEK	- ASSETS	31	DAYS	63,488.00	62,908.78		.00	260.23
SUBTOTAL (FUND)		8	EVERGREEN CREEK	- NET			63,488.00	62,908.78		.00	260.23
34854	06/23/06	4.7600	UST-BILLS-LB	08/31/06	60,512.00	59,959.93	4.871			248.03	
SUBTOTAL (ICC#)		11	TREASURY BILLS	.00%(C)	31	DAYS	60,512.00	59,959.93	4.871	.00	248.03
SUBTOTAL (FUND)		33	Reassessment Revenu-	ASSETS	31	DAYS	60,512.00	59,959.93		.00	248.03
SUBTOTAL (FUND)		33	Reassessment Revenu-	NET			60,512.00	59,959.93		.00	248.03
34813	05/26/06	4.9300	FHLB-DISC-UBS	07/19/06	541,024.00	537,023.13	5.036	MATURED	4,000.87	1,333.62	
34841	06/20/06	5.2000	FHLB-DISC-CITIG	08/25/06	221,250.00	219,140.75	5.323			990.71	
34877	07/19/06	5.2100	FHLB-DISC-CITIG	09/20/06	546,420.00	541,438.02	5.331			1,028.03	
SUBTOTAL (ICC#)		43	FHLB DISCOUNT NO	.06%(C)	43	DAYS	767,670.00	760,578.77	5.207	4,000.87	3,352.36
SUBTOTAL (FUND)		34	CSJ/CSC Jt Pwr	- ASSETS	43	DAYS	767,670.00	760,578.77		4,000.87	3,352.36
SUBTOTAL (FUND)		34	CSJ/CSC Jt Pwr	- NET			767,670.00	760,578.77		4,000.87	3,352.36
34814	05/26/06	4.9300	FHLB-DISC-UBS	07/19/06	41,976.00	41,665.59	5.036	MATURED	310.41	103.47	
34842	06/20/06	5.2000	FHLB-DISC-CITIG	08/25/06	403,750.00	399,900.92	5.323			1,807.90	
34878	07/19/06	5.2100	FHLB-DISC-CITIG	09/20/06	33,580.00	33,273.83	5.331			63.18	
SUBTOTAL (ICC#)		43	FHLB DISCOUNT NO	.04%(C)	26	DAYS	437,330.00	433,174.75	5.307	310.41	1,974.55
SUBTOTAL (FUND)		40	'97 Community Facil-	ASSETS	26	DAYS	437,330.00	433,174.75		310.41	1,974.55
SUBTOTAL (FUND)		40	'97 Community Facil-	NET			437,330.00	433,174.75		310.41	1,974.55

CITY OF SAN JOSE
TREASURY DIVISION

(EIS / ERNEIS)

EARNED INCOME SUMMARY
07/01/06 THROUGH 07/31/06
SORT KEYS ARE FUND ICC# MATD

PAGE: 9
RUN: 08/08/06 09:02:34

INV NO.	PURCHASE DATE	COUPON RATE	DESCRIPTION	TICKER / MATURITY DATE	SHARES / SCHEDULED PAR VALUE	SCHEDULED ORIG. COST	YIELD/365	DATE SOLD/MAT	INCOME RECEIVED THIS PER	TOTAL/NET EARNINGS
34862	07/03/06	5.0288	DREYFUS MMF-WF-46	08/01/06	1,000,000.00	1,000,000.00	5.029		3,995.48	3,995.48
SUBTOTAL (ICC#)		97 WFB MONEY MARKET	.08%(C)	1 DAYS	1,000,000.00	1,000,000.00	5.029		3,995.48	3,995.48
SUBTOTAL (FUND)		46 AIRPORT C/P SER B - ASSETS		1 DAYS	1,000,000.00	1,000,000.00			3,995.48	3,995.48
SUBTOTAL (FUND)		46 AIRPORT C/P SER B - NET			1,000,000.00	1,000,000.00			3,995.48	3,995.48
33642	09/25/03	2.2200	WFB MONEY MARKET FUND-47	08/01/06			.000			
SUBTOTAL (ICC#)		97 WFB MONEY MARKET		0 DAYS	.00	.00	.000		.00	.00
33683	11/13/03	3.5500	STATE INVESTMT POOL-47B	08/30/06			.000			
SUBTOTAL (ICC#)		99 PASSBOOK & STATE		0 DAYS	.00	.00	.000		.00	.00
SUBTOTAL (FUND)		47 RDA 2003 A & B REV - NET			.00	.00			.00	.00
34857	06/27/06	5.1200	FHLB-DISC-CITIG	07/24/06	3,736,000.00	3,721,653.76	5.211	MATURED	14,346.24	12,220.87
SUBTOTAL (ICC#)		43 FHLB DISCOUNT NO		0 DAYS	.00	.00	5.211		14,346.24	12,220.87
33752	12/22/03	2.2200	WFB MONEY MARKET FUND-49	08/01/06			.000			
SUBTOTAL (ICC#)		97 WFB MONEY MARKET		0 DAYS	.00	.00	.000		.00	.00
SUBTOTAL (FUND)		49 RDA TABs SERIES 200- ASSETS		0 DAYS	.00	.00			14,346.24	12,220.87
SUBTOTAL (FUND)		49 RDA TABs SERIES 200- NET			.00	.00			14,346.24	12,220.87
GRAND TOTAL			100.00%(C)	322 DAYS	1213931000.00	1205516568.94	4.079		1,915,915.63	4,224,581.84

1

CITY OF SAN JOSE
TREASURY DIVISION

BROKER PURCHASE DISTRIBUTION
07/01/06 THROUGH 07/31/06

PAGE: 1
RUN: 08/08/06 08:19:06

ALL FUNDS					(ABSOLUTE)
CODE	BROKER NAME	TRANSACTIONS	ASSETS	LIABILITIES	TOTAL
40	BANK OF AMERICA SECURITIES LLC	2	4,596,368.38		4,596,368.38
132	CITIGROUP GLOBAL MARKETS INC.	7	41,086,324.35		41,086,324.35
186	GILFORD SECURITES INC.	3	9,536,666.75		9,536,666.75
260	LEHMAN BROS	3	31,077,299.16		31,077,299.16
325	J P MORGAN SECURITIES INC	1	2,100,695.36		2,100,695.36
415	STATE INVESTMENT POOL	5	9,757,991.58		9,757,991.58
441	UBS FINANCIAL SERVICES INC.	2	13,464,046.10		13,464,046.10
445	UNION BANK OF CALIFORNIA	3	13,409,793.19		13,409,793.19
451	WELLS FARGO BANK - INVESTMENTS	3	5,889,849.55		5,889,849.55
GRAND TOTALS		29	130,919,034.42		130,919,034.42

1

CITY OF SAN JOSE
TREASURY DIVISION

BROKER PURCHASE DISTRIBUTION
07/01/06 THROUGH 07/31/06

PAGE: 1
RUN: 08/08/06 08:19:06

FUND 1 INVESTMENT FUNDS					(ABSOLUTE)
CODE	BROKER NAME	TRANSACTIONS	ASSETS	LIABILITIES	TOTAL
40	BANK OF AMERICA SECURITIES LLC	2	4,596,368.38		4,596,368.38
132	CITIGROUP GLOBAL MARKETS INC.	5	40,511,612.50		40,511,612.50
186	GILFORD SECURITES INC.	3	9,536,666.75		9,536,666.75
260	LEHMAN BROS	3	31,077,299.16		31,077,299.16
325	J P MORGAN SECURITIES INC	1	2,100,695.36		2,100,695.36
415	STATE INVESTMENT POOL	5	9,757,991.58		9,757,991.58
441	UBS FINANCIAL SERVICES INC.	2	13,464,046.10		13,464,046.10
445	UNION BANK OF CALIFORNIA	3	13,409,793.19		13,409,793.19
451	WELLS FARGO BANK - INVESTMENTS	2	4,889,849.55		4,889,849.55
TOTALS		26	129,344,322.57		129,344,322.57

CITY OF SAN JOSE
TREASURY DIVISION
INVESTMENT INVENTORY WITH MARKET VALUE

(RPTMKT)

INVESTMENTS OUTSTANDING AS OF 07/31/06
MAJOR SORT KEY IS ICC#

INVEST NUMBER	DESCRIPTION PURCHASE MATURITY DATE	CUSIP	BANK BROK	FUND SAFE	CPN RATE YTM TR	PAR/SHARES BOOK	MARKET VALUE MARKET PRICE	CURR ACCR PRICE	INT SOURCE	UNREALIZED GAIN UNREALIZED LOSS
A 34853	UST-BILLS-LB 06/23/06 08/31/06	912795XT3	1365	8	4.7600	63,488.00	63,230.08		.00	321.30
			260	100	4.8710	62,908.78	99.59375000000		SUNGARD	
A 34854	UST-BILLS-LB 06/23/06 08/31/06	912795XT3	1365	33	4.7600	60,512.00	60,266.17		.00	306.24
			260	100	4.8710	59,959.93	99.59375000000		SUNGARD	
SUBTOTAL (Inv Type) 11 TREASURY BILLS			.01%(M)		4.7600	124,000.00	123,496.25		.00	627.54
					4.8710	122,868.71	99.59375000000			
A 33733	USTN-UBC 12/12/03 08/15/06	912828BF6	1365	1	2.3750	5,000,000.00	4,995,312.50		54,782.46	
			445	100	2.3180	5,007,226.56	99.90625000000		SUNGARD	-11,914.06
A 33734	USTN-UBS 12/15/03 08/15/06	912828BF6	1365	1	2.3750	5,000,000.00	4,995,312.50		54,782.46	
			441	100	2.2110	5,021,093.75	99.90625000000		SUNGARD	-25,781.25
A 33738	USTN-BOCM 12/16/03 08/15/06	912828BF6	1365	1	2.3750	5,000,000.00	4,995,312.50		54,782.46	
			42	100	2.2140	5,020,703.13	99.90625000000		SUNGARD	-25,390.63
A 33735	USTN-GILFD 12/15/03 11/15/06	912828BP4	1365	1	2.6250	10,000,000.00	9,928,125.00		55,638.59	
			186	100	2.3520	10,076,562.50	99.28125000000		SUNGARD	-148,437.50
A 33748	USTN-CSFB 12/18/03 11/15/06	912828BP4	1365	1	2.6250	5,000,000.00	4,964,062.50		27,819.29	
			180	100	2.3370	5,040,234.38	99.28125000000		SUNGARD	-76,171.88
A 33747	USTN-MISCH 12/18/03 11/15/07	912828AN0	1365	1	3.0000	5,000,000.00	4,871,875.00		31,793.48	
			320	100	2.7450	5,046,875.00	97.43750000000		SUNGARD	-175,000.00
A 33750	USTN-BOCM 12/19/03 11/15/07	912828AN0	1365	1	3.0000	5,089,000.00	4,958,594.38		32,359.40	
			42	100	2.7480	5,136,113.01	97.43750000000		SUNGARD	-177,518.63
SUBTOTAL (Inv Type) 12 TREASURY NOTES			3.32%(M)		2.6264	40,089,000.00	39,708,594.38		311,958.14	.00
					2.4108	40,348,808.33	99.05109700000			
A 34062	FHLB-WF 11/16/04 08/11/06	3133X3GA5	1365	1	2.4300	5,000,000.00	4,995,312.50		57,375.00	43,712.50
			451	100	3.0050	4,951,600.00	99.90625000000		SUNGARD	
A 33850	FHLB-UBC 03/22/04 08/15/06	3133X06K0	1365	1	2.3750	920,000.00	918,850.00		10,075.28	
			445	100	1.9140	929,890.00	99.87500000000		SUNGARD	-11,040.00
A 33862	FHLB-MISCH 04/01/04 08/15/06	3133X06K0	1365	1	2.3750	2,250,000.00	2,247,187.50		24,640.63	
			320	100	2.0290	2,267,916.03	99.87500000000		SUNGARD	-20,728.53
A 34122	FHLB-FTB 01/07/05 08/15/06	3133MQSS4	1365	1	3.5000	5,000,000.00	4,995,312.50		80,694.44	
			184	100	3.2950	5,015,750.00	99.90625000000		SUNGARD	-20,437.50
A 33795	FHLB-CALL-WF 02/17/04 08/17/06	3133X3NY5	1365	1	2.5000	5,000,000.00	4,993,750.00		56,944.44	
			451	100	2.5060	4,999,218.75	99.87500000000		SUNGARD	-5,468.75
A 34438	FHLB-WF 07/28/05 08/18/06	3133XCME0	1365	1	4.0000	3,000,000.00	2,998,125.00		54,333.33	
			451	100	4.0400	2,998,680.00	99.93750000000		SUNGARD	-555.00
A 34550	FHLB-WF 11/03/05 08/18/06	3133XCME0	1365	1	4.0000	16,370,000.00	16,359,768.75		296,478.89	57,933.43
			451	100	4.5300	16,301,835.32	99.93750000000		SUNGARD	
A 34326	FHLB-CITIG 05/11/05 08/28/06	3133XAQL4	1365	1	3.3700	5,000,000.00	4,992,187.50		71,612.50	13,787.50
			132	100	3.7110	4,978,400.00	99.84375000000		SUNGARD	
A 34554	FHLB-UBS 11/07/05 09/08/06	3133XAUD7	1365	1	3.5000	4,745,000.00	4,734,620.31		65,968.68	33,084.51
			441	100	4.6240	4,701,535.80	99.78125000000		SUNGARD	
A 34556	FHLB-BA 11/07/05 09/12/06	3133XDMB4	1365	1	4.3500	5,000,000.00	4,992,187.50		83,979.17	3,337.50
			40	100	4.6230	4,988,850.00	99.84375000000		SUNGARD	

C I T Y O F S A N J O S E
T R E A S U R Y D I V I S I O N
I N V E S T M E N T I N V E N T O R Y W I T H M A R K E T V A L U E

PAGE: 2
RUN: 08/30/06 17:03:53

(RPTMKT)

I N V E S T M E N T S O U T S T A N D I N G A S O F 0 7 / 3 1 / 0 6
M A J O R S O R T K E Y I S I C C #

INVEST NUMBER	DESCRIPTION PURCHASE MATURITY DATE	CUSIP	BANK BROK	FUND SAFE	CPN RATE YTM TR	PAR/SHARES BOOK	MARKET VALUE MARKET PRICE	CURR ACCR INT PRICE SOURCE	UNREALIZED GAIN UNREALIZED LOSS
A 33836	FHLB-CALL-BOCM 03/15/04 09/15/06	3133X55A2	1365	1	2.0000	5,000,000.00	4,978,125.00	37,777.78	
			42	100	2.0910	4,989,000.00	99.5625000000	SUNGARD	-10,875.00
A 33898	FHLB-UBC 05/14/04 09/15/06	3133X14N4	1365	1	2.8750	5,000,000.00	4,984,375.00	54,305.56	9,661.30
			445	100	3.1000	4,974,713.70	99.6875000000	SUNGARD	
A 34034	FHLB-WF 10/21/04 09/15/06	3133X14N4	1365	1	2.8750	5,000,000.00	4,984,375.00	54,305.56	
			451	100	2.6220	5,023,200.00	99.6875000000	SUNGARD	-38,825.00
A 34047	FHLB-MISCH 10/28/04 09/15/06	3133X14N4	1365	1	2.8750	5,000,000.00	4,984,375.00	54,305.56	
			320	100	2.6780	5,017,850.00	99.6875000000	SUNGARD	-33,475.00
A 34123	FHLB-MISCH 01/07/05 09/15/06	3133X9UG3	1365	1	3.1250	5,000,000.00	4,984,375.00	59,027.78	
			320	100	3.3110	4,984,900.00	99.6875000000	SUNGARD	-525.00
A 34135	FHLB-GILFD 01/10/05 09/15/06	3133X9UG3	1365	1	3.1250	6,100,000.00	6,080,937.50	72,013.89	1,148.63
			186	100	3.3300	6,079,788.87	99.6875000000	SUNGARD	
A 34367	FHLB-GILFD 06/16/05 09/29/06	3133XBBQ7	1365	1	3.7500	5,000,000.00	4,985,937.50	63,541.67	
			186	100	3.8650	4,992,553.50	99.7187500000	SUNGARD	-6,616.00
A 34635	FHLB-GILFD 01/06/06 09/29/06	3133XBBQ7	1365	1	3.7500	5,285,000.00	5,270,135.94	67,163.54	18,748.54
			186	100	4.6380	5,251,387.40	99.7187500000	SUNGARD	
A 34653	FHLB-BA 01/24/06 09/29/06	3133XBBQ7	1365	1	3.7500	5,000,000.00	4,985,937.50	63,541.67	16,837.50
			40	100	4.6760	4,969,100.00	99.7187500000	SUNGARD	
A 34098	FHLB-GILFD 12/15/04 10/16/06	3133X8NZ1	1365	1	2.6250	5,000,000.00	4,970,312.50	38,281.25	11,968.51
			186	100	3.0940	4,958,343.99	99.4062500000	SUNGARD	
A 34137	FHLB-CITIG 01/12/05 10/16/06	3133X8NZ1	1365	1	2.6250	5,000,000.00	4,970,312.50	38,281.25	31,762.50
			132	100	3.3480	4,938,550.00	99.4062500000	SUNGARD	
A 34366	FHLB-JPM 06/16/05 10/23/06	3133XBKL8	1365	1	3.8750	5,000,000.00	4,981,250.00	61,354.17	
			325	100	3.8800	4,999,525.15	99.6250000000	SUNGARD	-18,275.15
A 34636	FHLB-BA 01/09/06 10/27/06	3133X5UK2	1365	1	2.2600	2,500,000.00	2,480,468.75	14,752.78	26,843.75
			40	100	4.6450	2,453,625.00	99.2187500000	SUNGARD	
A 33644	FHLB-BOCM 10/30/03 10/30/06	3133X1L96	1365	1	2.5650	5,000,000.00	4,964,062.50	32,418.75	
			42	100	2.5650	5,000,000.00	99.2812500000	SUNGARD	-35,937.50
A 34548	FHLB-GILFD 11/03/05 11/01/06	3133XDR86	1365	1	4.5000	5,000,000.00	4,987,500.00	56,250.00	
			186	100	4.5810	4,996,100.00	99.7500000000	SUNGARD	-8,600.00
A 33769	FHLB-GILFD 01/15/04 11/15/06	3133X2B46	1365	1	2.7500	5,000,000.00	4,959,375.00	29,027.78	
			186	100	2.3970	5,047,948.97	99.1875000000	SUNGARD	-88,573.97
A 33783	FHLB-CSFB 01/21/04 11/15/06	3133X2B46	1365	1	2.7500	5,000,000.00	4,959,375.00	29,027.78	
			180	100	2.3970	5,047,650.00	99.1875000000	SUNGARD	-88,275.00
A 33899	FHLB-UBC 05/14/04 11/15/06	3133X2B46	1365	1	2.7500	5,000,000.00	4,959,375.00	29,027.78	19,598.85
			445	100	3.2550	4,939,776.15	99.1875000000	SUNGARD	
A 34099	FHLB-CSFB 12/15/04 11/15/06	3133X9R69	1365	1	3.1250	3,060,000.00	3,038,962.50	20,187.50	
			180	100	3.1840	3,056,634.00	99.3125000000	SUNGARD	-17,671.50
A 34345	FHLB-ZFNB 05/27/05 11/15/06	3133MJUR9	1365	1	4.1250	5,000,000.00	4,979,687.50	43,541.67	
			500	100	3.8180	5,021,633.40	99.5937500000	SUNGARD	-41,945.90
A 34637	FHLB-BA 01/09/06 11/15/06	3133X9R69	1365	1	3.1250	3,700,000.00	3,674,562.50	24,409.72	21,256.50
			40	100	4.6520	3,653,306.00	99.3125000000	SUNGARD	
A 34194	FHLB-UBS 02/18/05 11/16/06	3133MTRJ9	1365	1	3.0000	5,000,000.00	4,964,062.50	31,666.67	9,862.50
			441	100	3.5450	4,954,200.00	99.2812500000	SUNGARD	
A 34632	FHLB-WF 01/05/06 11/21/06	3133X6T30	1365	1	3.0750	5,000,000.00	4,962,500.00	29,895.83	29,110.00
			451	100	4.6380	4,933,390.00	99.2500000000	SUNGARD	
A 34641	FHLB-BA 01/11/06 11/27/06	3133MU2L8	1365	1	3.0500	2,500,000.00	2,480,468.75	13,555.56	15,368.75
			40	100	4.6880	2,465,100.00	99.2187500000	SUNGARD	

CITY OF SAN JOSE
 TREASURY DIVISION
 INVESTMENT INVENTORY WITH MARKET VALUE

(RPTMKT)

INVESTMENTS OUTSTANDING AS OF 07/31/06
 MAJOR SORT KEY IS ICC#

INVEST NUMBER	DESCRIPTION PURCHASE MATURITY DATE	CUSIP	BANK BROK	FUND SAFE	CPN YTM TR	PAR/SHARES BOOK	MARKET VALUE MARKET PRICE	CURR ACCR PRICE	INT SOURCE	UNREALIZED GAIN UNREALIZED LOSS
A 34328	FHLB-CITIG 05/12/05 11/28/06	3133MJNC0	1365	132	100	4.5000 3.8430	5,000,000.00 5,048,700.00	4,981,250.00 99.6250000000	39,375.00 SUNGARD	-67,450.00
A 34633	FHLB-GILFD 01/05/06 11/29/06	3133X9L57	1365	186	100	3.2000 4.6300	2,800,000.00 2,765,028.00	2,779,000.00 99.2500000000	15,431.11 SUNGARD	13,972.00
A 34642	FHLB-BA 01/11/06 11/29/06	3133X9L57	1365	40	100	3.2000 4.6860	2,875,000.00 2,838,343.75	2,853,437.50 99.2500000000	15,844.44 SUNGARD	15,093.75
A 34370	FHLB-GILFD 06/17/05 11/30/06	3133XBVC6	1365	186	100	3.7500 3.8570	5,000,000.00 4,992,309.50	4,970,312.50 99.4062500000	31,770.83 SUNGARD	-21,997.00
A 34655	FHLB-GILFD 01/24/06 12/01/06	3133XBV93	1365	186	100	3.8750 4.6820	5,000,000.00 4,966,435.00	4,973,437.50 99.4687500000	32,291.67 SUNGARD	7,002.50
A 33774	FHLB-FTB 01/15/04 12/22/06	31339XQY3	1365	184	100	2.3100 2.4330	5,000,000.00 4,982,623.85	4,939,062.50 98.7812500000	12,191.67 SUNGARD	-43,561.35
A 34630	FHLB-GILFD 01/05/06 12/22/06	3133XB7G4	1365	186	100	3.8000 4.6100	5,000,000.00 4,962,150.00	4,967,187.50 99.3437500000	20,583.33 SUNGARD	5,037.50
A 33539	FHLB-BOCM 07/09/03 01/09/07	31339XYP3	1365	42	100	2.0000 2.0000	5,000,000.00 5,000,000.00	4,925,000.00 98.5000000000	6,111.11 SUNGARD	-75,000.00
A 33770	FHLB-FTB 01/16/04 01/09/07	31339XYP3	1365	184	100	2.0000 2.4930	5,000,000.00 4,929,600.00	4,925,000.00 98.5000000000	6,111.11 SUNGARD	-4,600.00
A 34684	FHLB-BA 02/16/06 01/10/07	3133XAAH0	1365	40	100	3.4500 4.9310	4,200,000.00 4,145,736.00	4,163,250.00 99.1250000000	8,452.50 SUNGARD	17,514.00
A 34275	FHLB-FTB 04/19/05 01/16/07	31339Y3H3	1365	184	100	2.1250 3.7410	4,000,000.00 3,891,880.00	3,940,000.00 98.5000000000	3,541.67 SUNGARD	48,120.00
A 34564	FHLB-CSFB 11/15/05 01/23/07	3133XCKF9	1365	180	100	4.0000 4.7100	5,000,000.00 4,959,100.00	4,965,625.00 99.3125000000	4,444.44 SUNGARD	6,525.00
A 34654	FHLB-GILFD 01/24/06 01/23/07	3133XEHL6	1365	186	100	4.6250 4.6900	10,000,000.00 9,993,750.00	9,959,375.00 99.5937500000	10,277.78 SUNGARD	-34,375.00
A 33775	FHLB-FTB 01/16/04 02/06/07	31339YZ47	1365	184	100	2.6500 2.4940	5,000,000.00 5,022,750.00	4,929,687.50 98.5937500000	64,409.72 SUNGARD	-93,062.50
A 33824	FHLB-WF 02/20/04 02/15/07	3133MW2K6	1365	451	100	2.8750 2.4770	2,550,000.00 2,579,019.00	2,514,937.50 98.6250000000	33,805.21 SUNGARD	-64,081.50
A 34233	FHLB-GILFD 03/24/05 02/15/07	3133XAN60	1365	186	100	3.3750 4.0760	4,420,000.00 4,363,930.97	4,371,656.25 98.9062500000	68,786.25 SUNGARD	7,725.28
A 34251	FHLB-UBC 04/06/05 02/15/07	3133MLRJ6	1365	445	100	4.8750 3.9590	5,340,000.00 5,426,561.40	5,323,312.50 99.6875000000	120,038.75 SUNGARD	-103,248.90
A 34263	FHLB-GILFD 04/13/05 02/15/07	3133XAN60	1365	186	100	3.3750 3.9380	2,000,000.00 1,980,129.40	1,978,125.00 98.9062500000	31,125.00 SUNGARD	-2,004.40
A 34323	FHLB-UBC 05/10/05 02/15/07	3133XAN60	1365	445	100	3.3750 3.9100	3,000,000.00 2,972,730.00	2,967,187.50 98.9062500000	46,687.50 SUNGARD	-5,542.50
A 34567	FHLB-UBC 11/15/05 02/15/07	3133MMXX6	1365	445	100	5.3750 4.6910	5,000,000.00 5,040,650.00	4,996,875.00 99.9375000000	123,923.61 SUNGARD	-43,775.00
A 34631	FHLB-GILFD 01/05/06 02/15/07	3133MW2K6	1365	186	100	2.8750 4.6210	4,000,000.00 3,925,080.00	3,945,000.00 98.6250000000	53,027.78 SUNGARD	19,920.00
A 34689	FHLB-BA 02/23/06 02/15/07	3133XENR6	1365	40	100	4.8000 4.9700	1,830,000.00 1,827,560.00	1,823,137.50 99.6250000000	39,040.00 SUNGARD	-3,934.50
A 34784	FHLB-BA 05/05/06 02/15/07	3133MW2K6	1365	40	100	2.8750 5.2830	10,000,000.00 9,882,288.89	9,862,500.00 98.6250000000	132,569.45 SUNGARD	44,100.00
A 34797	FHLB-LB 05/16/06 02/15/07	3128X4CE9	1365	260	100	3.6250 5.2620	8,321,000.00 8,298,227.04	8,240,390.31 99.0312500000	139,087.83 SUNGARD	18,410.21

CITY OF SAN JOSE
TREASURY DIVISION
INVESTMENT INVENTORY WITH MARKET VALUE

PAGE: 4
RUN: 08/30/06 17:03:53

(RPTMKT)

INVESTMENTS OUTSTANDING AS OF 07/31/06
MAJOR SORT KEY IS ICC#

INVEST NUMBER	DESCRIPTION PURCHASE MATURITY DATE	CUSIP	BANK BROK	FUND SAFE	CPN RATE YTM TR	PAR/SHARES BOOK	MARKET VALUE MARKET PRICE	CURR ACCR INT PRICE SOURCE	UNREALIZED GAIN UNREALIZED LOSS
A 34785	FHLB-LB 05/05/06 02/16/07	3133X4C66	1365	1	2.6250	10,000,000.00	9,850,000.00	119,583.33	51,000.00
			260	100	5.2820	9,855,875.00	98.5000000000	SUNGARD	
A 34707	FHLB-BA 03/08/06 02/23/07	3133XAGY7	1365	1	3.3750	570,000.00	563,409.38	8,443.12	2,358.38
			40	100	5.0720	561,852.56	98.8437500000	SUNGARD	
A 34711	FHLB-BA 03/14/06 02/23/07	3133XAGY7	1365	1	3.3750	220,000.00	217,456.25	3,258.76	822.25
			40	100	5.0570	217,067.13	98.8437500000	SUNGARD	
A 34781	FHLB-BA 05/04/06 02/23/07	3133XAGY7	1365	1	3.3750	205,000.00	202,629.69	3,036.56	680.09
			40	100	5.2860	203,314.13	98.8437500000	SUNGARD	
A 34691	FHLB-BA 02/27/06 02/27/07	3133XEUQ0	1365	1	4.8750	17,255,000.00	17,195,685.94	359,838.65	
			40	100	4.9770	17,238,090.10	99.6562500000	SUNGARD	-42,404.16
A 34706	FHLB-BA 03/07/06 02/27/07	3133XEUQ0	1365	1	4.8750	3,430,000.00	3,418,209.38	71,529.79	
			40	100	5.0590	3,428,676.59	99.6562500000	SUNGARD	-5,822.42
A 33827	FHLB-BOCM 02/27/04 02/28/07	3133X42R1	1365	1	2.8350	5,540,000.00	5,458,631.25	66,750.08	
			42	100	2.7200	5,558,226.60	98.5312500000	SUNGARD	-99,595.35
A 34699	FHLB-MISCH 03/02/06 03/01/07	3133XEVS5	1365	1	4.8750	5,000,000.00	4,982,812.50	101,562.50	
			320	100	4.9870	4,995,272.88	99.6562500000	SUNGARD	-11,783.30
A 34696	FHLB-CALL-WF 03/02/06 03/02/07	3133XEQ77	1365	1	5.0000	5,000,000.00	4,985,937.50	103,472.22	
			451	100	5.0000	5,000,000.00	99.7187500000	SUNGARD	-14,062.50
A 33838	FHLB-GILFD 03/11/04 03/16/07	31339XCA0	1365	1	2.4000	1,390,000.00	1,363,937.50	12,510.00	
			186	100	2.1710	1,399,235.52	98.1250000000	SUNGARD	-35,298.02
A 34050	FHLB-GILFD 11/03/04 03/23/07	3133X5L30	1365	1	2.4500	5,385,000.00	5,284,031.25	46,542.85	
			186	100	2.9500	5,323,251.81	98.1250000000	SUNGARD	-39,220.56
A 34272	FHLB-MISCH 04/19/05 03/23/07	3133X5L30	1365	1	2.4500	5,000,000.00	4,906,250.00	43,215.28	27,950.00
			320	100	3.7700	4,878,300.00	98.1250000000	SUNGARD	
A 34278	FHLB-MISCH 04/20/05 03/23/07	3133X5L30	1365	1	2.4500	5,000,000.00	4,906,250.00	43,215.28	32,400.00
			320	100	3.8210	4,873,850.00	98.1250000000	SUNGARD	
A 34305	FHLB-GILFD 05/02/05 04/16/07	31339Y3A8	1365	1	2.2150	3,925,000.00	3,837,914.06	3,622.45	37,580.30
			186	100	3.9180	3,800,333.76	97.7812500000	SUNGARD	
A 34324	FHLB-MISCH 05/10/05 04/16/07	3133MYD61	1365	1	2.7800	5,000,000.00	4,907,812.50	40,541.67	14,394.14
			320	100	3.9350	4,893,418.36	98.1562500000	SUNGARD	
A 34701	FHLB-WF 03/03/06 04/16/07	3133XDGL9	1365	1	4.2500	5,000,000.00	4,957,812.50	61,979.17	
			451	100	5.0110	4,958,800.00	99.1562500000	SUNGARD	-987.50
A 34730	FHLB-GILFD 03/30/06 04/16/07	3133XDGL9	1365	1	4.2500	5,000,000.00	4,957,812.50	61,979.17	1,212.50
			186	100	5.1120	4,956,600.00	99.1562500000	SUNGARD	
A 34247	FHLB-MISCH 04/04/05 04/23/07	31339YJS2	1365	1	2.4200	2,000,000.00	1,957,500.00	13,175.56	19,020.00
			320	100	3.9950	1,938,480.00	97.8750000000	SUNGARD	
A 34796	FHLB-GILFD 05/16/06 04/25/07	3133XBNF8	1365	1	4.0000	10,000,000.00	9,893,750.00	106,666.66	7,950.00
			186	100	5.2560	9,909,133.33	98.9375000000	SUNGARD	
A 34728	FHLB-CITIG 03/28/06 05/11/07	3133XDN72	1365	1	4.5000	5,000,000.00	4,964,062.50	50,000.00	
			132	100	5.0570	4,969,750.00	99.2812500000	SUNGARD	-5,687.50
A 33788	FHLB-MISCH 01/22/04 05/15/07	3133MYRR0	1365	1	2.6250	5,000,000.00	4,892,187.50	27,708.33	
			320	100	2.6580	4,994,650.00	97.8437500000	SUNGARD	-102,462.50
A 33896	FHLB-UBC 05/13/04 05/15/07	3133X6ZJ8	1365	1	3.1250	5,000,000.00	4,910,937.50	32,986.11	
			445	100	3.5270	4,943,070.30	98.2187500000	SUNGARD	-32,132.80
A 34124	FHLB-WF 01/07/05 05/15/07	3133X7C51	1365	1	3.5000	3,790,000.00	3,733,150.00	28,003.89	
			451	100	3.4810	3,791,497.05	98.5000000000	SUNGARD	-58,347.05
A 34248	FHLB-WF 04/04/05 05/15/07	3133MNPQ8	1365	1	4.8750	2,080,000.00	2,070,900.00	21,406.67	
			451	100	3.9950	2,116,664.16	99.5625000000	SUNGARD	-45,764.16

CITY OF SAN JOSE
TREASURY DIVISION
INVESTMENT INVENTORY WITH MARKET VALUE

PAGE: 5
RUN: 08/30/06 17:03:53

(RPTMKT)

INVESTMENTS OUTSTANDING AS OF 07/31/06
MAJOR SORT KEY IS ICC#

INVEST NUMBER	DESCRIPTION PURCHASE MATURITY DATE	CUSIP	BANK BROK	FUND SAFE	CPN RATE YTM TR	PAR/SHARES BOOK	MARKET VALUE MARKET PRICE	CURR ACCR INT PRICE SOURCE	UNREALIZED GAIN UNREALIZED LOSS
A 34304	FHLB-JPM 05/02/05 05/15/07	3133X7C51	1365	1	3.5000	5,000,000.00	4,925,000.00	36,944.44	
			325	100	3.9080	4,960,400.00	98.5000000000	SUNGARD	-35,400.00
A 34770	FHLB-BA 04/24/06 05/15/07	3133X7C51	1365	1	3.5000	1,870,000.00	1,841,950.00	13,817.22	3,983.10
			40	100	5.1820	1,837,966.90	98.5000000000	SUNGARD	
A 34619	FHLB-CITIG 12/29/05 05/17/07	3133X6V37	1365	1	3.2500	3,525,000.00	3,465,515.63	23,548.96	7,525.88
			132	100	4.6830	3,457,989.75	98.3125000000	SUNGARD	
A 34350	FHLB-GILFD 06/02/05 06/08/07	3133XBSU0	1365	1	3.8750	5,000,000.00	4,935,937.50	28,524.31	
			186	100	3.7370	5,012,968.50	98.7187500000	SUNGARD	-77,031.00
A 34382	FHLB-ZFNB 06/23/05 06/08/07	3133XBSU0	1365	1	3.8750	10,000,000.00	9,871,875.00	57,048.61	
			500	100	3.8420	10,005,400.00	98.7187500000	SUNGARD	-133,525.00
A 33840	FHLB-MISCH 03/12/04 06/19/07	31339XKZ6	1365	1	2.4000	2,500,000.00	2,435,937.50	7,000.00	
			320	100	2.2650	2,510,536.14	97.4375000000	SUNGARD	-74,598.64
A 33778	FHLB-MISCH 01/20/04 08/06/07	3133MYFS1	1365	1	2.9700	5,000,000.00	4,882,812.50	72,187.50	
			320	100	2.7660	5,034,150.00	97.6562500000	SUNGARD	-151,337.50
A 34823	FHLB-GILFD 06/02/06 08/08/07	3133XENK1	1365	1	4.7500	5,000,000.00	4,968,750.00	114,791.67	3,200.00
			186	100	5.3520	5,041,418.06	99.3750000000	SUNGARD	
A 34834	FHLB-GILFD 06/08/06 08/08/07	3133XENK1	1365	1	4.7500	5,000,000.00	4,968,750.00	114,791.67	1,500.00
			186	100	5.3300	5,047,076.39	99.3750000000	SUNGARD	
A 34839	FHLB-GILFD 06/16/06 08/08/07	3133XENK1	1365	1	4.7500	5,000,000.00	4,968,750.00	114,791.67	9,400.00
			186	100	5.4860	5,044,454.17	99.3750000000	SUNGARD	
A 33651	FHLB-WF 10/15/03 08/15/07	3133MQUV4	1365	1	3.7500	5,000,000.00	4,918,750.00	86,458.33	
			451	100	3.1500	5,107,300.00	98.3750000000	SUNGARD	-188,550.00
A 33670	FHLB-WF 11/04/03 08/15/07	3133X0E88	1365	1	3.1250	5,000,000.00	4,887,500.00	72,048.61	
			451	100	3.2500	4,977,700.00	97.7500000000	SUNGARD	-90,200.00
A 33694	FHLB-BOCM 11/20/03 08/15/07	3133X0E88	1365	1	3.1250	5,850,000.00	5,718,375.00	84,296.88	
			42	100	3.0620	5,862,694.50	97.7500000000	SUNGARD	-144,319.50
A 33700	FHLB-WF 11/21/03 08/15/07	3133X0E88	1365	1	3.1250	5,000,000.00	4,887,500.00	72,048.61	
			451	100	3.1100	5,002,450.00	97.7500000000	SUNGARD	-114,950.00
A 33776	FHLB-WF 01/16/04 08/15/07	3133X0E88	1365	1	3.1250	1,500,000.00	1,466,250.00	21,614.58	
			451	100	2.7510	1,518,975.00	97.7500000000	SUNGARD	-52,725.00
A 34581	FHLB-GILFD 11/29/05 08/15/07	3133XCVW0	1365	1	4.2500	5,000,000.00	4,943,750.00	97,986.11	
			186	100	4.6590	4,966,400.00	98.8750000000	SUNGARD	-22,650.00
A 34580	FHLB-GILFD 11/29/05 09/14/07	3133XCS95	1365	1	4.2500	10,000,000.00	9,878,125.00	161,736.11	
			186	100	4.6610	9,928,890.00	98.7812500000	SUNGARD	-50,765.00
A 33696	FHLB-WF 12/17/03 09/17/07	3133X2KP9	1365	1	3.2500	5,000,000.00	4,885,937.50	19,861.11	
			451	100	3.2510	5,000,000.00	97.7187500000	SUNGARD	-114,062.50
A 34825	FHLB-LB 06/02/06 10/05/07	3133X8X56	1365	1	3.3750	5,000,000.00	4,887,500.00	52,968.75	13,000.00
			260	100	5.3350	4,899,812.50	97.7500000000	SUNGARD	
A 34579	FHLB-UBC 11/29/05 10/15/07	3133X5TF5	1365	1	2.7700	5,000,000.00	4,850,000.00	40,780.56	18,650.00
			445	100	4.6650	4,831,350.00	97.0000000000	SUNGARD	
A 33695	FHLB-CITIG 11/20/03 11/15/07	3133MTQB7	1365	1	3.5000	5,000,000.00	4,885,937.50	36,944.44	
			132	100	3.1600	5,063,200.00	97.7187500000	SUNGARD	-177,262.50
A 34153	FHLB-JPM 01/21/05 11/15/07	3133MTQB7	1365	1	3.5000	10,000,000.00	9,771,875.00	73,888.89	
			325	100	3.5620	9,983,164.79	97.7187500000	SUNGARD	-211,289.79
A 33819	FHLB-CALL-WF 03/18/04 12/18/07	3133X4EJ6	1365	1	3.3000	5,000,000.00	4,865,625.00	60,958.33	
			451	100	3.3000	5,000,000.00	97.3125000000	SUNGARD	-134,375.00
A 34832	FHLB-GILFD 06/06/06 12/24/07	3133X4Q38	1365	1	3.1000	1,000,000.00	970,312.50	3,186.11	2,832.50
			186	100	5.3120	967,480.00	97.0312500000	SUNGARD	

CITY OF SAN JOSE
TREASURY DIVISION
INVESTMENT INVENTORY WITH MARKET VALUE

PAGE: 6
RUN: 08/30/06 17:03:53

(RPTMKT)

INVESTMENTS OUTSTANDING AS OF 07/31/06
MAJOR SORT KEY IS ICC#

INVEST NUMBER	DESCRIPTION PURCHASE MATURITY DATE	CUSIP	BANK BROK	FUND SAFE	CPN RATE YTM TR	PAR/SHARES BOOK	MARKET VALUE MARKET PRICE	CURR ACCR INT PRICE SOURCE	UNREALIZED GAIN UNREALIZED LOSS
A 33841	FHLB-WF 03/29/04 12/28/07	3133X5BH0	1365	1	2.7500	2,000,000.00	1,930,625.00	5,041.67	
			451	100	2.7500	2,000,000.00	96.53125000000	SUNGARD	-69,375.00
A 33854	FHLB-CALL-WF 03/29/04 12/28/07	3133X5M21	1365	1	3.0000	5,000,000.00	4,843,750.00	51,250.00	
			451	100	3.0010	5,000,000.00	96.87500000000	SUNGARD	-156,250.00
A 34127	FHLB-CALL-JPM 01/14/05 01/14/08	3133XACC9	1365	1	4.0000	5,000,000.00	4,907,812.50	9,444.44	
			325	100	4.0000	5,000,000.00	98.15625000000	SUNGARD	-92,187.50
A 34180	FHLB-CALL-JPM 02/02/05 01/28/08	3133XAGT8	1365	1	4.0000	5,000,000.00	4,906,250.00	1,666.67	
			325	100	4.0170	4,997,550.00	98.12500000000	SUNGARD	-91,300.00
A 34884	FHLB-UBC 07/28/06 02/01/08	3133XED97	1365	1	4.6250	3,450,000.00	3,415,500.00	91,305.21	1,449.00
			445	100	5.3530	3,504,026.52	99.00000000000	SUNGARD	
A 34840	FHLB-GILFD 06/16/06 02/15/08	3133XAMT1	1365	1	3.8750	10,525,000.00	10,304,632.81	188,061.29	40,863.31
			186	100	5.4520	10,400,850.32	97.90625000000	SUNGARD	
A 34869	FHLB-GILFD 07/06/06 02/15/08	3133XAMT1	1365	1	3.8750	2,785,000.00	2,726,689.06	49,762.54	14,405.41
			186	100	5.5920	2,754,551.83	97.90625000000	SUNGARD	
A 34866	FHLB-WF 07/06/06 02/22/08	3133X3TK9	1365	1	3.2700	1,000,000.00	969,687.50	14,351.66	5,534.50
			451	100	5.6020	976,233.83	96.96875000000	SUNGARD	
A 34870	FHLB-GILFD 07/06/06 03/10/08	3133XAT56	1365	1	4.0000	5,000,000.00	4,900,000.00	78,333.33	26,150.00
			186	100	5.5920	4,938,294.44	98.00000000000	SUNGARD	
A 34837	FHLB-LB 06/15/06 05/12/08	3133XBRV9	1365	1	4.3000	3,800,000.00	3,737,062.50	35,857.22	16,231.70
			260	100	5.4620	3,735,809.13	98.34375000000	SUNGARD	
A 33789	FHLB-GILFD 01/22/04 05/15/08	31339X5V2	1365	1	2.6250	5,000,000.00	4,776,562.50	27,708.33	
			186	100	3.1090	4,902,886.35	95.53125000000	SUNGARD	-126,323.85
A 33790	FHLB-WF 01/22/04 05/15/08	31339X5V2	1365	1	2.6250	1,000,000.00	955,312.50	5,541.67	
			451	100	3.1150	980,339.00	95.53125000000	SUNGARD	-25,026.50
A 33549	FHLB-CALL-WF 07/22/03 07/22/08	31339YD33	1365	1	3.1000	15,000,000.00	14,400,000.00	11,625.00	
			451	100	3.1000	15,000,000.00	96.00000000000	SUNGARD	-600,000.00
A 33564	FHLB-CALL-WF 07/23/03 07/23/08	31339YFF4	1365	1	3.2000	10,000,000.00	9,618,750.00	7,111.11	
			451	100	3.2000	10,000,000.00	96.18750000000	SUNGARD	-381,250.00
A 33894	FHLB-GILFD 05/10/04 08/15/08	3133X0LJ6	1365	1	3.7500	5,000,000.00	4,856,250.00	86,458.33	
			186	100	4.1810	4,916,389.56	97.12500000000	SUNGARD	-60,139.56
A 33801	FHLB-CSFB 01/29/04 11/14/08	3133X2BZ7	1365	1	3.6250	5,200,000.00	5,016,375.00	39,794.44	
			180	100	3.5570	5,215,184.00	96.46875000000	SUNGARD	-198,809.00
A 33675	FHLB-CALL-FTB 11/28/03 11/28/08	3133X2E92	1365	1	4.1000	5,000,000.00	4,876,562.50	35,875.00	
			184	100	4.1000	5,000,000.00	97.53125000000	SUNGARD	-123,437.50
A 33717	FHLB-CALL-CITIG 12/16/03 12/16/08	3133X2R56	1365	1	4.0000	5,000,000.00	4,864,062.50	25,000.00	
			132	100	4.0000	5,000,000.00	97.28125000000	SUNGARD	-135,937.50
A 34207	FHLB-WF 02/25/05 02/13/09	3133XAN52	1365	1	3.8750	5,000,000.00	4,842,187.50	89,340.28	
			451	100	4.0750	4,963,550.00	96.84375000000	SUNGARD	-121,362.50
A 33796	FHLB-CALL-CITIG 02/27/04 02/27/09	3133X3S61	1365	1	4.0000	5,000,000.00	4,851,562.50	85,555.56	
			132	100	4.0000	5,000,000.00	97.03125000000	SUNGARD	-148,437.50
A 33987	FHLB-CALL-MISCH 09/10/04 02/27/09	3133MYNV5	1365	1	4.0000	5,000,000.00	4,851,562.50	35,555.56	
			320	100	4.0540	4,989,050.00	97.03125000000	SUNGARD	-137,487.50
A 33865	FHLB-CALL-WF 04/30/04 04/30/09	3133X65L6	1365	1	4.1250	3,005,000.00	2,920,484.38	31,333.39	
			451	100	4.1250	3,005,000.00	97.18750000000	SUNGARD	-84,515.62
A 33866	FHLB-CALL-WF 04/30/04 04/30/09	3133X6AW6	1365	1	4.1500	2,000,000.00	1,944,375.00	20,980.56	
			451	100	4.1500	2,000,000.00	97.21875000000	SUNGARD	-55,625.00
A 34865	FHLB-CALL-UBC 07/13/06 07/13/10	3133XG2K9	1365	1	6.0000	5,000,000.00	5,015,625.00	15,000.00	15,625.00
			445	100	6.0000	5,000,000.00	100.31250000000	SUNGARD	

CITY OF SAN JOSE
 TREASURY DIVISION
 INVESTMENT INVENTORY WITH MARKET VALUE

(RPTMKT)

INVESTMENTS OUTSTANDING AS OF 07/31/06
 MAJOR SORT KEY IS ICC#

INVEST NUMBER	DESCRIPTION PURCHASE MATURITY DATE	CUSIP	BANK BROK	FUND SAFE	CPN YTM TR	PAR/SHARES BOOK	MARKET VALUE MARKET PRICE	CURR ACCR INT PRICE SOURCE	UNREALIZED GAIN UNREALIZED LOSS	
A 34755	FHLB-CALL-UBC 04/28/06 04/28/11	3133XFD37	1365	445	100	6.0000	5,000,000.00	4,995,312.50	77,500.00	
				100		6.0060	4,998,750.00	99.90625000000	SUNGARD	-3,437.50
A 34767	FHLB-CALL-CITIG 04/28/06 04/28/11	3133XFFQ4	1365	132	100	6.0000	5,000,000.00	4,995,312.50	77,500.00	
				100		6.0000	5,000,000.00	99.90625000000	SUNGARD	-4,687.50
A 34771	FHLB-CALL-GILFD 05/25/06 05/25/11	3133XFH33	1365	186	100	6.0000	5,000,000.00	4,993,750.00	55,000.00	
				100		6.0000	5,000,000.00	99.87500000000	SUNGARD	-6,250.00
A 34824	FHLB-CALL-GILFD 06/20/06 06/20/11	3133XFT48	1365	186	100	6.0000	5,000,000.00	5,001,562.50	34,166.67	
				100		6.0000	5,000,000.00	100.0312500000	SUNGARD	1,562.50
SUBTOTAL (Inv Type) 22 FEDERAL HOME LOAN BANKS 54.24%(M)						3.6080	657,566,000.00	649,012,310.64	7,064,063.12	944,723.57
						4.0653	654,822,185.79	98.69918900000		-5,898,906.23
A 33663	FNMA-WF 10/28/03 10/24/06	3136F4PP3	1365	451	100	2.7500	5,000,000.00	4,968,750.00	37,048.61	
				100		2.7500	5,000,000.00	99.37500000000	SUNGARD	-31,250.00
A 33859	FNMA-MISCH 03/30/04 11/28/06	3136F3UD6	1365	320	100	2.1030	2,965,000.00	2,936,276.56	12,971.88	
				100		2.1030	2,995,266.68	99.03125000000	SUNGARD	-58,990.12
A 33847	FNMA-GILFD 03/18/04 12/12/06	3136F3VL7	1365	186	100	2.2500	5,000,000.00	4,942,187.50	15,312.50	
				100		2.0880	5,021,405.20	98.84375000000	SUNGARD	-79,217.70
A 33711	FNMA-CALL-CITIG 12/15/03 12/15/06	3136F4A79	1365	132	100	3.0700	5,000,000.00	4,948,437.50	19,613.89	
				100		3.0700	5,000,000.00	98.96875000000	SUNGARD	-51,562.50
A 33715	FNMA-CALL-UBC 12/15/03 12/15/06	3136F4A79	1365	445	100	3.0700	5,000,000.00	4,948,437.50	19,613.89	
				100		3.0700	5,000,000.00	98.96875000000	SUNGARD	-51,562.50
A 33772	FNMA-UBS 01/16/04 12/19/06	3136F3WB8	1365	441	100	2.4500	5,000,000.00	4,942,187.50	14,291.67	
				100		2.4560	4,999,100.00	98.84375000000	SUNGARD	-56,912.50
A 33767	FNMA-GILFD 01/15/04 12/26/06	3136F3YX8	1365	186	100	2.1000	5,000,000.00	4,932,812.50	10,208.33	
				100		2.4240	4,954,150.00	98.65625000000	SUNGARD	-21,337.50
A 33849	FNMA-UBC 03/22/04 12/29/06	3136F3G91	1365	445	100	2.1250	650,000.00	641,062.50	1,227.78	
				100		2.1090	650,266.50	98.62500000000	SUNGARD	-9,204.00
A 33677	FNMA-UBC 11/10/03 01/24/07	3136F2G44	1365	445	100	3.2000	5,000,000.00	4,946,875.00	3,111.11	
				100		3.1990	5,000,000.00	98.93750000000	SUNGARD	-53,125.00
A 34002	FNMA-GILFD 09/28/04 09/07/07	3136F6BF5	1365	186	100	3.3750	5,000,000.00	4,893,750.00	67,500.00	
				100		3.3970	4,996,875.00	97.87500000000	SUNGARD	-103,125.00
A 33785	FNMA-UBS 01/22/04 01/02/08	3136F3J56	1365	441	100	2.6200	5,000,000.00	4,817,187.50	10,552.78	
				100		3.0000	4,929,750.00	96.34375000000	SUNGARD	-112,562.50
A 33665	FNMA-WF 10/29/03 03/17/08	3136F3CT1	1365	451	100	3.2500	5,500,000.00	5,326,406.25	66,534.72	
				100		3.3860	5,469,640.00	96.84375000000	SUNGARD	-143,233.75
A 33786	FNMA-GILFD 01/22/04 03/17/08	3136F3CT1	1365	186	100	3.2500	5,000,000.00	4,842,187.50	60,486.11	
				100		3.0820	5,032,377.11	96.84375000000	SUNGARD	-190,189.61
A 33545	FNMA-UBC 06/30/03 06/30/08	3136F3C87	1365	445	100	2.7500	15,000,000.00	14,315,625.00	35,520.83	
				100		2.7500	15,000,000.00	95.43750000000	SUNGARD	-684,375.00
A 33797	FNMA-BOCM 01/29/04 08/15/08	31359MSQ7	1365	42	100	3.2500	5,000,000.00	4,809,375.00	74,930.56	
				100		3.1590	5,019,150.00	96.18750000000	SUNGARD	-209,775.00
A 33798	FNMA-MISCH 01/29/04 12/15/08	31359MTR4	1365	320	100	3.3750	5,000,000.00	4,795,312.50	21,562.50	
				100		3.2920	5,018,400.00	95.90625000000	SUNGARD	-223,087.50
A 33800	FNMA-CITIG 01/29/04 12/15/08	31359MTR4	1365	132	100	3.3750	5,000,000.00	4,795,312.50	21,562.50	
				100		3.5730	4,955,900.00	95.90625000000	SUNGARD	-160,587.50

CITY OF SAN JOSE
 TREASURY DIVISION
 INVESTMENT INVENTORY WITH MARKET VALUE

(RPTMKT)

INVESTMENTS OUTSTANDING AS OF 07/31/06
 MAJOR SORT KEY IS ICC#

INVEST NUMBER	DESCRIPTION PURCHASE MATURITY DATE	CUSIP	BANK BROK	FUND SAFE	CPN YTM TR	PAR/SHARES BOOK	MARKET VALUE MARKET PRICE	CURR ACCR INT PRICE SOURCE	UNREALIZED GAIN UNREALIZED LOSS
A 33877	FNMA-WF 04/29/04 04/29/09	3136F5UT6	1365	1	4.0000	5,000,000.00	4,845,312.50	51,111.11	
			451	100	4.0000	5,000,000.00	96.90625000000	SUNGARD	-154,687.50
A 33983	FNMA-CALL-GILFD 09/30/04 09/30/09	3136F6DQ9	1365	1	4.5000	4,795,000.00	4,682,617.19	72,524.38	
			186	100	4.5040	4,794,250.78	97.65625000000	SUNGARD	-111,633.59
SUBTOTAL (Inv Type) 23 FEDERAL NAT MORTGAGE AS 8.05%(M)					3.0351	98,910,000.00	96,330,112.50	615,685.15	.00
					3.0516	98,836,531.27	97.39168200000		-2,506,418.77
A 34138	FFCB-UBC 01/12/05 10/02/06	31331TGN5	1365	1	2.3750	5,000,000.00	4,973,437.50	39,253.47	49,881.35
			445	100	3.2940	4,923,556.15	99.46875000000	SUNGARD	
A 34035	FFCB-GILFD 10/21/04 10/20/06	31331SDE0	1365	1	2.6250	5,000,000.00	4,968,750.00	36,822.92	
			186	100	2.7010	4,992,657.34	99.37500000000	SUNGARD	-23,907.34
A 34712	FFCB-CITIG 03/15/06 11/24/06	31331TMB4	1365	1	2.7000	5,000,000.00	4,956,250.00	25,125.00	33,850.00
			132	100	5.0050	4,922,400.00	99.12500000000	SUNGARD	
A 33730	FFCB-MISCH 12/11/03 12/11/06	31331TML2	1365	1	2.9000	5,000,000.00	4,951,562.50	20,138.89	
			320	100	2.7690	5,018,700.00	99.03125000000	SUNGARD	-67,137.50
A 33782	FFCB-WF 01/21/04 12/18/06	31331TNG2	1365	1	2.7500	4,315,000.00	4,269,153.13	14,173.58	
			451	100	2.4200	4,354,698.00	98.93750000000	SUNGARD	-85,544.87
A 34151	FFCB-GILFD 01/21/05 01/05/07	31331SLD3	1365	1	3.3750	5,000,000.00	4,954,687.50	12,187.50	
			186	100	3.3480	5,002,525.00	99.09375000000	SUNGARD	-47,837.50
A 33851	FFCB-UBC 03/23/04 01/16/07	31331QZ75	1365	1	2.2500	1,550,000.00	1,527,234.38	1,453.13	
			445	100	2.0500	1,558,416.50	98.53125000000	SUNGARD	-31,182.12
A 34566	FFCB-UBC 11/15/05 03/22/07	31331SVC4	1365	1	3.8000	2,000,000.00	1,979,375.00	27,233.33	3,815.00
			445	100	4.7400	1,975,560.00	98.96875000000	SUNGARD	
A 34277	FFCB-MISCH 04/20/05 03/28/07	31331SUS0	1365	1	4.0000	5,000,000.00	4,953,125.00	68,333.33	
			320	100	3.7990	5,018,750.00	99.06250000000	SUNGARD	-65,625.00
A 34322	FFCB-GILFD 05/10/05 03/28/07	31331SUS0	1365	1	4.0000	5,000,000.00	4,953,125.00	68,333.33	
			186	100	3.8870	5,010,164.50	99.06250000000	SUNGARD	-57,039.50
A 34565	FFCB-UBC 11/15/05 03/28/07	31331SUS0	1365	1	4.0000	2,030,000.00	2,010,968.75	27,743.33	761.25
			445	100	4.7400	2,010,207.50	99.06250000000	SUNGARD	
A 34279	FFCB-GILFD 04/20/05 04/13/07	31331SUC5	1365	1	3.9000	5,000,000.00	4,946,875.00	58,500.00	
			186	100	3.8240	5,007,147.50	98.93750000000	SUNGARD	-60,272.50
A 34281	FFCB-WF 04/26/05 04/26/07	31331SVK6	1365	1	3.7500	5,000,000.00	4,939,062.50	49,479.17	
			451	100	3.8600	4,989,500.00	98.78125000000	SUNGARD	-50,437.50
A 34157	FFCB-WF 01/21/05 09/04/07	31331TVJ7	1365	1	2.7000	2,500,000.00	2,429,687.50	27,562.50	
			451	100	3.4670	2,452,325.00	97.18750000000	SUNGARD	-22,637.50
A 33853	FFCB-CSFB 03/26/04 09/17/07	31331TYF2	1365	1	2.6250	5,000,000.00	4,854,687.50	48,854.17	
			180	100	2.3680	5,042,550.00	97.09375000000	SUNGARD	-187,862.50
A 34829	FFCB-GILFD 06/06/06 09/17/07	31331QUM7	1365	1	3.1250	2,752,000.00	2,684,920.00	32,011.11	4,251.84
			186	100	5.2400	2,699,540.38	97.56250000000	SUNGARD	
A 33773	FFCB-WF 02/09/04 11/09/07	31331TQP9	1365	1	3.0000	5,000,000.00	4,857,812.50	71,666.67	
			451	100	3.0000	5,000,000.00	97.15625000000	SUNGARD	-142,187.50
A 33787	FFCB-MISCH 01/22/04 12/18/07	31331TNT4	1365	1	3.1000	5,000,000.00	4,853,125.00	18,513.89	
			320	100	2.9530	5,026,800.00	97.06250000000	SUNGARD	-173,675.00
A 33856	FFCB-CALL-GILFD 03/29/04 03/17/08	31331TWH0	1365	1	3.2400	3,000,000.00	2,904,375.00	36,180.00	
			186	100	3.2480	2,999,062.50	96.81250000000	SUNGARD	-94,687.50

CITY OF SAN JOSE
 TREASURY DIVISION
 INVESTMENT INVENTORY WITH MARKET VALUE

(RPTMKT)

INVESTMENTS OUTSTANDING AS OF 07/31/06
 MAJOR SORT KEY IS ICC#

INVEST NUMBER	DESCRIPTION PURCHASE MATURITY DATE	CUSIP	BANK BROK	FUND SAFE	CPN RATE YTM TR	PAR/SHARES BOOK	MARKET VALUE MARKET PRICE	CURR ACCR INT PRICE SOURCE	UNREALIZED GAIN UNREALIZED LOSS
A 34126	FFCB-CALL-WF 01/10/05 11/30/09	31331SHJ5	1365	451	1 4.1500 100 4.2130	2,150,000.00 2,143,953.13	2,076,765.63 96.59375000000	15,118.68 SUNGARD	-67,187.50
SUBTOTAL (Inv Type) 27 FEDERAL FARM CREDIT BAN 6.61%(M)					3.1991 3.4652	80,297,000.00 80,148,513.50	79,044,979.39 98.44076300000	698,684.00	92,559.44 -1,177,221.33
A 33503	FHLMC-WF 06/04/03 12/04/06	3128X1GF8	1365	451	1 2.2500 100 2.2500	10,000,000.00 10,000,000.00	9,890,625.00 98.90625000000	35,625.00 SUNGARD	-109,375.00
A 34703	FHLMC-BA 03/06/06 02/15/07	3134A4UN2	1365	40	1 2.3750 100 5.0470	5,000,000.00 4,885,477.08	4,918,750.00 98.37500000000	54,756.94 SUNGARD	40,200.00
A 34765	FHLMC-GILFD 04/19/06 02/15/07	3134A4UN2	1365	186	1 2.3750 100 5.1960	5,470,000.00 5,370,239.36	5,381,112.50 98.37500000000	59,904.10 SUNGARD	33,968.70
A 34708	FHLMC-BA 03/09/06 03/15/07	3134A4NW0	1365	40	1 4.8750 100 5.0420	2,125,000.00 2,121,515.00	2,117,031.25 99.62500000000	39,135.42 SUNGARD	-4,483.75
A 34720	FHLMC-CITIG 03/21/06 03/15/07	3134A4NW0	1365	132	1 4.8750 100 5.0420	10,000,000.00 9,992,225.00	9,962,500.00 99.62500000000	184,166.67 SUNGARD	-21,600.00
A 34722	FHLMC-BA 03/21/06 03/15/07	3134A4NW0	1365	40	1 4.8750 100 5.0690	560,000.00 559,419.00	557,900.00 99.62500000000	10,313.33 SUNGARD	-1,064.00
A 34725	FHLMC-BA 03/27/06 03/15/07	3128X4ED9	1365	40	1 3.7500 100 5.0100	5,000,000.00 4,947,450.00	4,948,437.50 98.96875000000	70,833.33 SUNGARD	7,237.50
A 34731	FHLMC-GILFD 03/30/06 03/15/07	3128X4ED9	1365	186	1 3.7500 100 5.1080	5,000,000.00 4,945,012.50	4,948,437.50 98.96875000000	70,833.33 SUNGARD	11,237.50
A 34763	FHLMC-BA 04/19/06 03/15/07	3128X4ED9	1365	40	1 3.7500 100 5.1680	10,000,000.00 9,911,116.67	9,896,875.00 98.96875000000	141,666.67 SUNGARD	21,175.00
A 34773	FHLMC-JPM 04/27/06 03/15/07	3134A4NW0	1365	325	1 4.8750 100 5.1790	6,368,000.00 6,387,342.80	6,344,120.00 99.62500000000	117,277.33 SUNGARD	-7,004.80
A 34732	FHLMC-CS 03/30/06 03/16/07	3128X2L60	1365	179	1 2.7000 100 5.0990	5,000,000.00 4,894,050.00	4,914,062.50 98.28125000000	50,625.00 SUNGARD	25,262.50
A 34721	FHLMC-CITIG 03/21/06 04/02/07	3128X4JX0	1365	132	1 4.1250 100 5.0370	5,000,000.00 4,966,258.33	4,956,250.00 99.12500000000	85,937.50 SUNGARD	1,450.00
A 34733	FHLMC-CITIG 03/30/06 04/02/07	3128X4JX0	1365	132	1 4.1250 100 5.1430	3,184,000.00 3,163,217.77	3,156,140.00 99.12500000000	54,725.00 SUNGARD	3,502.40
A 34788	FHLMC-CITIG 05/05/06 04/05/07	3128X4QC8	1365	132	1 4.2500 100 5.2370	5,000,000.00 4,973,908.33	4,959,375.00 99.18750000000	68,472.22 SUNGARD	3,175.00
A 34715	FHLMC-GILFD 03/17/06 04/27/07	3128X3BP7	1365	186	1 3.0000 100 5.0040	3,000,000.00 2,935,710.00	2,944,687.50 98.15625000000	23,500.00 SUNGARD	8,977.50
A 33517	FHLMC-UBC 06/11/03 06/11/07	3128X1JN8	1365	445	1 2.4000 100 2.4000	5,000,000.00 5,000,000.00	4,875,000.00 97.50000000000	16,666.67 SUNGARD	-125,000.00
A 34800	FHLMC-CALL-LB 05/22/06 06/18/07	3128X5BM9	1365	260	1 5.3750 100 5.3790	5,000,000.00 5,000,000.00	4,993,750.00 99.87500000000	51,510.42 SUNGARD	-6,250.00
A 34830	FHLMC-LB 06/06/06 08/23/07	3128X3TM5	1365	260	1 3.3750 100 5.3300	5,000,000.00 4,934,565.82	4,898,437.50 97.96875000000	74,062.50 SUNGARD	12,152.93
A 34838	FHLMC-GILFD 06/16/06 09/17/07	3128X4T43	1365	186	1 5.0000 100 5.4770	5,000,000.00 5,035,633.33	4,979,687.50 99.59375000000	95,833.33 SUNGARD	8,637.50
A 34828	FHLMC-GILFD 06/06/06 11/02/07	3128X3H55	1365	186	1 3.2500 100 5.2350	4,785,000.00 4,672,406.29	4,663,879.69 97.46875000000	38,446.14 SUNGARD	6,160.69

CITY OF SAN JOSE
 TREASURY DIVISION
 INVESTMENT INVENTORY WITH MARKET VALUE

(RPTMKT)

INVESTMENTS OUTSTANDING AS OF 07/31/06
 MAJOR SORT KEY IS ICC#

INVEST NUMBER	DESCRIPTION PURCHASE MATURITY DATE	CUSIP	BANK BROK	FUND SAFE	CPN YTM TR	PAR/SHARES BOOK	MARKET VALUE MARKET PRICE	CURR ACCR INT PRICE SOURCE	UNREALIZED GAIN UNREALIZED LOSS	
A 34859	FHLMC-GILFD 06/28/06 11/02/07	3128X3H55	1365	186	100	3.2500 5.5990	5,372,000.00 5,237,622.40	5,236,021.25 97.46875000000	43,162.52 SUNGARD	25,557.29
A 34835	FHLMC-GILFD 06/08/06 11/15/07	3128X4GY1	1365	186	100	4.5000 5.3200	2,610,000.00 2,617,634.25	2,583,084.38 98.96875000000	54,157.50 SUNGARD	2,316.38
A 34883	FHLMC-BA 07/28/06 11/15/07	3128X4GY1	1365	40	100	4.5000 5.3850	3,065,000.00 3,094,040.88	3,033,392.19 98.96875000000	63,598.76 SUNGARD	1,800.69
A 34831	FHLMC-GILFD 06/06/06 11/26/07	3128X4BB6	1365	186	100	4.2000 5.3160	2,750,000.00 2,710,253.33	2,710,468.75 98.56250000000	20,854.16 SUNGARD	3,423.75
A 34860	FHLMC-GILFD 06/29/06 12/28/07	3128X4DF5	1365	186	100	4.2000 5.6130	5,770,000.00 5,655,157.77	5,681,646.88 98.46875000000	22,214.50 SUNGARD	27,162.28
A 34868	FHLMC-UBC 07/06/06 12/28/07	3128X4DF5	1365	445	100	4.2000 5.6130	5,000,000.00 4,905,766.67	4,923,437.50 98.46875000000	19,250.00 SUNGARD	22,337.50
A 34867	FHLMC-GILFD 07/06/06 02/25/08	3128X0L31	1365	186	100	3.2500 5.5970	1,890,000.00 1,843,820.48	1,830,346.88 96.84375000000	26,617.51 SUNGARD	8,878.28
A 34885	FHLMC-BA 07/28/06 04/25/08	3128X4SH5	1365	40	100	4.7000 5.3400	1,500,000.00 1,502,327.50	1,483,125.00 98.87500000000	18,800.00 SUNGARD	-990.00
A 33508	FHLMC-CALL-WF 05/30/03 05/30/08	3128X1HM2	1365	451	100	2.6500 2.6500	5,000,000.00 5,000,000.00	4,775,000.00 95.50000000000	22,451.39 SUNGARD	-225,000.00
A 34821	FHLMC-CALL-UBC 06/01/06 05/23/11	3128X5AD0	1365	445	100	5.7500 5.7670	5,000,000.00 5,002,638.89	5,010,937.50 100.21875000000	54,305.56 SUNGARD	14,687.50
A 34780	FHLMC-CALL-GILFD 05/24/06 05/24/11	3128X46Q9	1365	186	100	6.0000 6.0000	5,000,000.00 5,000,000.00	4,981,796.50 99.63593000000	55,833.33 SUNGARD	-18,203.50
SUBTOTAL (Inv Type) 30 FED HOME LOAN MORTGAGE 12.25%(M)						3.8710 4.8985	148,449,000.00 147,264,809.45	146,556,315.27 98.72502700000	1,745,536.13	289,300.89 -518,971.05
A 33768	FHLB-WF 01/15/04 12/22/06	31339XQY3	1365	451	100	2.3100 2.4300	5,000,000.00 4,983,030.00	4,939,062.50 98.78125000000	12,191.67 SUNGARD	-43,967.50
SUBTOTAL (Inv Type) 32 FHLB-QUARTERLY .41%(M)						2.3100 2.4300	5,000,000.00 4,983,030.00	4,939,062.50 98.78125000000	12,191.67	.00 -43,967.50
A 34667	FFCB-DISC-BA 01/30/06 08/17/06	313313C30	1365	40	100	4.5000 4.6700	950,000.00 926,368.75	947,804.44 99.76888888889	.00 SUNGARD	21,435.69
A 34591	FFCB-DISC-BA 12/05/05 08/29/06	313313D70	1365	40	100	4.4000 4.5780	6,888,000.00 6,663,221.60	6,860,141.87 99.59555555556	.00 SUNGARD	196,920.27
SUBTOTAL (Inv Type) 42 FFCB DISCOUNT NOTES .65%(M)						4.4122 4.5892	7,838,000.00 7,589,590.35	7,807,946.31 99.61656400000	.00	218,355.96
A 34851	FHLB-DISC-CITIG 06/23/06 08/01/06	313385A30	1365	132	100	5.1100 5.2100	7,000,000.00 6,961,249.17	7,000,000.00 100.00000000000	.00 SUNGARD	38,750.83
A 34852	FHLB-DISC-CITIG 06/23/06 08/04/06	313385A63	1365	132	100	5.1200 5.2220	18,000,000.00 17,892,480.00	17,994,375.00 99.96875000000	.00 SUNGARD	101,895.00

CITY OF SAN JOSE
 TREASURY DIVISION
 INVESTMENT INVENTORY WITH MARKET VALUE

(RPTMKT)

INVESTMENTS OUTSTANDING AS OF 07/31/06
 MAJOR SORT KEY IS ICC#

INVEST NUMBER	DESCRIPTION PURCHASE MATURITY DATE	CUSIP	BANK BROK	FUND SAFE	CPN RATE YTM TR	PAR/SHARES BOOK	MARKET VALUE MARKET PRICE	CURR ACCR INT PRICE SOURCE	UNREALIZED GAIN UNREALIZED LOSS
A 34841	FHLB-DISC-CITIG 06/20/06 08/25/06	313385D37	1365	34	5.2000	221,250.00	220,489.45	.00	1,348.70
A 34842	FHLB-DISC-CITIG 06/20/06 08/25/06	313385D37	1365	40	5.2000	403,750.00	402,362.11	.00	2,461.19
A 34686	FHLB-DISC-CSFB 02/21/06 09/01/06	313385E28	1365	1	4.6900	684,000.00	681,007.50	.00	14,116.62
A 34877	FHLB-DISC-CITIG 07/19/06 09/20/06	313385G59	1365	34	5.2100	546,420.00	542,492.61	.00	1,054.59
A 34878	FHLB-DISC-CITIG 07/19/06 09/20/06	313385G59	1365	40	5.2100	33,580.00	33,338.64	.00	64.81
A 34606	FHLB-DISC-BA 12/15/05 12/01/06	313385R57	1365	1	4.4500	500,000.00	491,093.75	.00	12,787.50
A 34601	FHLB-DISC-WF 12/13/05 12/07/06	313385S31	1365	1	4.4700	5,000,000.00	4,907,812.50	.00	130,691.67
A 34607	FHLB-DISC-WF 12/16/05 12/08/06	313385S49	1365	1	4.4400	790,000.00	775,187.50	.00	19,971.20
SUBTOTAL (Inv Type) 43 FHLB DISCOUNT NOTES				2.76%(M)	4.9918	33,179,000.00	33,048,159.06	.00	323,142.11
					5.1171	32,725,016.95	99.60565100000		
A 34861	FHLMC-DISC-UBC 06/30/06 10/03/06	313397J28	1365	1	5.2400	11,220,000.00	11,118,318.75	.00	53,466.42
A 34709	FHLMC-DISC-UBS 03/09/06 03/06/07	313396CS0	1365	1	4.7900	3,176,000.00	3,076,750.00	.00	53,725.57
A 34738	FHLMC-DISC-UBS 03/30/06 03/06/07	313396CS0	1365	1	4.8700	3,218,000.00	3,117,437.50	.00	47,882.95
A 34747	FHLMC-DISC-UBC 04/07/06 03/06/07	313396CS0	1365	1	4.9150	1,781,000.00	1,725,343.75	.00	25,314.69
A 34743	FHLMC-DISC-UBS 04/06/06 04/03/07	313396DW0	1365	1	4.8750	10,000,000.00	9,650,000.00	.00	140,208.33
A 34745	FHLMC-DISC-UBS 04/06/06 04/03/07	313396DW0	1365	1	4.8900	5,656,000.00	5,458,040.00	.00	80,154.95
A 34748	FHLMC-DISC-UBS 04/11/06 04/03/07	313396DW0	1365	1	4.9300	6,504,000.00	6,276,360.00	.00	90,335.14
A 34749	FHLMC-DISC-UBS 04/12/06 04/03/07	313396DW0	1365	1	4.9250	1,282,000.00	1,237,130.00	.00	17,566.96
A 34750	FHLMC-DISC-UBS 04/13/06 04/03/07	313396DW0	1365	1	4.9550	8,314,000.00	8,023,010.00	.00	115,247.05
A 34756	FHLMC-DISC-UBS 04/18/06 04/03/07	313396DW0	1365	1	4.9550	5,000,000.00	4,825,000.00	.00	65,868.06
A 34757	FHLMC-DISC-UBS 04/18/06 04/03/07	313396DW0	1365	1	4.9150	6,587,000.00	6,356,455.00	.00	84,212.97
A 34766	FHLMC-DISC-UBS 04/19/06 04/03/07	313396DW0	1365	1	4.9200	10,000,000.00	9,650,000.00	.00	126,966.67
A 34777	FHLMC-DISC-UBS 05/01/06 04/17/07	313396EL3	1365	1	4.9500	2,908,000.00	2,799,858.75	.00	32,206.10

CITY OF SAN JOSE
 TREASURY DIVISION
 INVESTMENT INVENTORY WITH MARKET VALUE

(RPTMKT)

INVESTMENTS OUTSTANDING AS OF 07/31/06
 MAJOR SORT KEY IS ICC#

INVEST NUMBER	DESCRIPTION PURCHASE MATURITY DATE	CUSIP	BANK BROK	FUND SAFE	CPN YTM TR	PAR/SHARES BOOK	MARKET VALUE MARKET PRICE	CURR ACCR PRICE	INT SOURCE	UNREALIZED GAIN UNREALIZED LOSS
A 34792	FHLMC-DISC-UBS 05/12/06 04/17/07	313396EL3	1365	441	1 4.9900	1,686,000.00	1,623,301.88		.00	16,759.31
A 34789	FHLMC-DISC-CS 05/09/06 05/01/07	313396FA6	1365	179	1 4.9900 100 5.2700	2,224,000.00 2,113,947.21	96.28125000000 96.09375000000		.00	23,177.79
SUBTOTAL (Inv Type) 44 FHLMC DISCOUNT NOTES					6.44%(M)	4.9623 5.2114	79,556,000.00 76,101,037.67	77,074,130.63 96.88034900000	.00	973,092.96
A 34871	CP-DISC-WFB-WF 07/06/06 08/07/06	9497F1H78	1365	451	1 5.2600 100 5.3580	3,932,000.00 3,913,615.72	3,928,500.52 99.91100000000		.00	14,884.80
A 34886	CP-DISC-FIRST DATA-CITIG 07/31/06 08/07/06	3200M5H75	1365	132	1 5.2800 100 5.3590	6,330,000.00 6,323,501.20	6,324,366.30 99.91100000000		.00	865.10
A 34681	CP-DISC-UBS FIN DEL-JPM 02/15/06 08/14/06	90262DHE8	1365	325	1 4.7400 100 4.9220	3,700,000.00 3,612,310.00	3,692,865.17 99.80716666667		.00	80,555.17
A 34682	CP-DISC-UBS FIN DEL-UBS 02/15/06 08/14/06	90262DHE8	1365	441	1 4.7250 100 4.9070	10,000,000.00 9,763,750.00	9,980,716.67 99.80716666667		.00	216,966.67
SUBTOTAL (Inv Type) 82 COMMERCIAL PAPER, DISCO					2.00%(M)	4.9646 5.1051	23,962,000.00 23,613,176.92	23,926,448.66 99.85163400000	.00	313,271.74
A 34862	DREYFUS MMF-WF-46 07/03/06 08/01/06		1365	451	46 5.0288 100 5.0288	1,000,000.00 1,000,000.00	1,000,000.00* 100.00000000000		.00	0.00
SUBTOTAL (Inv Type) 97 WFB MONEY MARKET FUND					.08%(M)	5.0288 5.0288	1,000,000.00 1,000,000.00	1,000,000.00 100.00000000000	.00	.00
A 32936	STATE INVESTMT POOL-CTY 01/01/02 08/01/06		1235	415	1 4.5273 000 4.5273	16,896,000.00 16,896,000.00	16,896,000.00* 100.00000000000		68,775.67	0.00
A 33658	STATE INVESTMT POOL-RDA 10/01/03 08/01/06		1365	415	1 4.5273 100 4.5273	21,065,000.00 21,065,000.00	21,065,000.00* 100.00000000000		76,065.49	0.00
SUBTOTAL (Inv Type) 99 PASSBOOK & STATE POOL					3.17%(M)	4.5273 4.5273	37,961,000.00 37,961,000.00	37,961,000.00 100.00000000000	144,841.16	.00
GRAND TOTAL						3.7127 4.1217	1213931000.00 1205516568.94	1196532555.59 98.56676800000	10,592,959.37	3,155,074.21 -10,785,698.83

* MARKET = BOOK LESS PURCHASE INTEREST